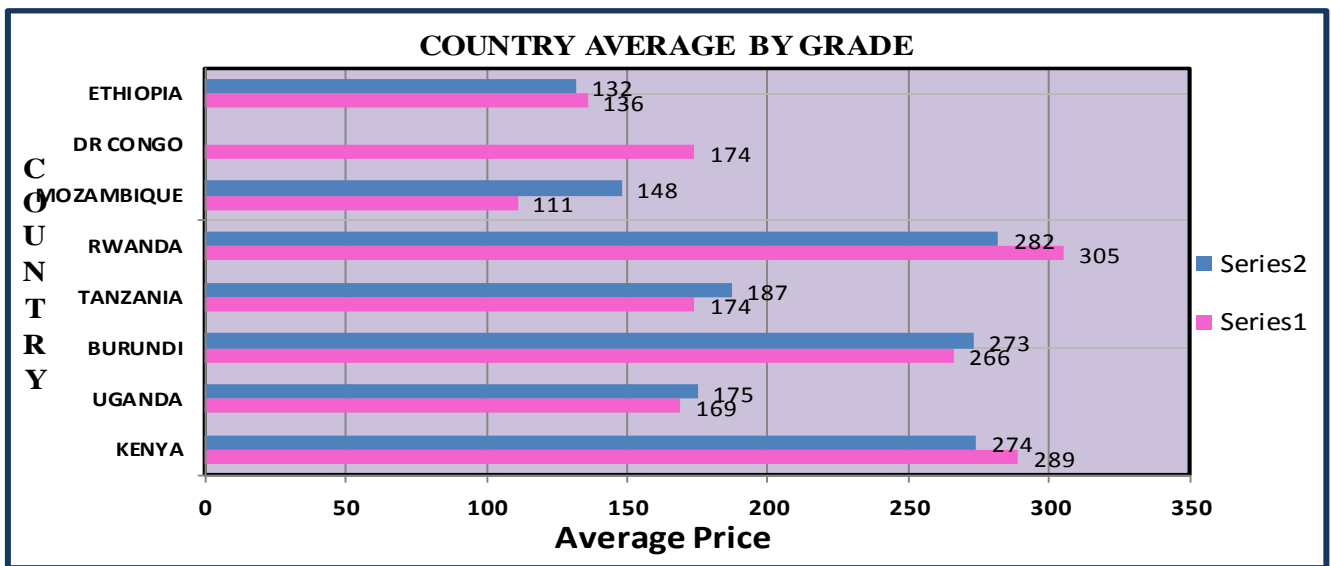


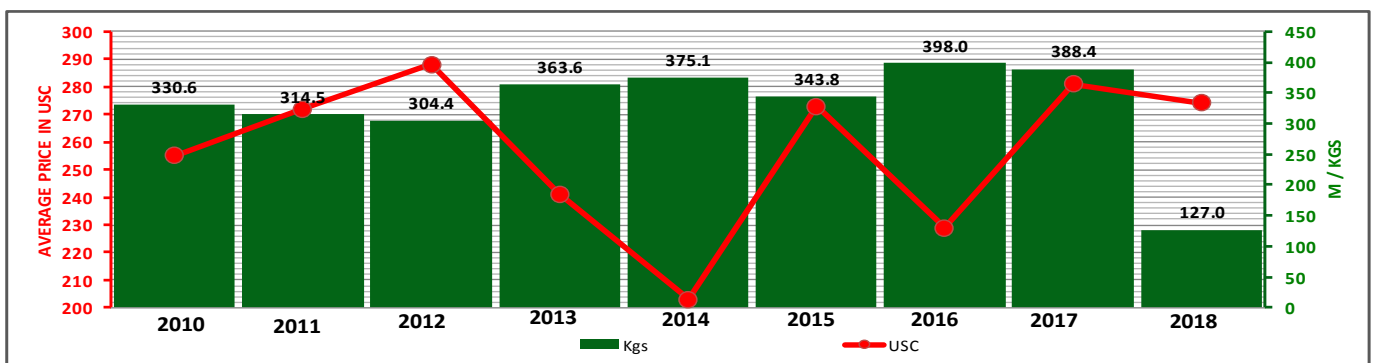
Mombasa Auction: Country Average Prices in US Cents Sale 15 (2017 vs. 2018)

COUNTRY	AV 2017	AV 2018	BP1	PF1	PD	D1	BP	PF	D	FNGS	BMF
KENYA	289	274	267	291	271	285	179	170	176	176	136
UGANDA	169	175	159	173	196	190	151	168	158	152	135
BURUNDI	266	273	267	279	272	297			179	206	
TANZANIA	174	187	155	208	222	223	152	156	146	166	139
RWANDA	305	282	313	296	270	280	225	261	238	202	141
MOZAMBIQUE	111	148	150			172	152	160	139	135	135
DR CONGO	174										
ETHIOPIA	136	132							134	131	
ALL AUCTION AVERAGE	274	259	256	281	262	269	179	183	172	168	136



Mombasa Auction - Auction Quantities & Average Prices 2010 - 2018

	Jan		Feb		Mar		Apr		May		Jun		Jul		Aug		Sep		Oct		Nov		Dec		Total		
	Kgs	USC	Kgs	USC	Kgs	USC	Kgs	USC	Kgs	USC	Kgs	USC	Kgs	USC	Kgs	USC	Kgs	USC	Kgs	USC	Kgs	USC	Kgs	USC	Kgs	USC	
2018	49.3	279	34.3	281	29.6	265	14.9	259																		127.0	274
2017	40.9	284	25.4	285	25.2	274	28.7	272	38.7	275	31.0	289	31.2	283	27.1	275	32.3	286	40.9	291	35.5	283	31.3	266		388.4	281
2016	37.0	256	36.6	237	40.7	223	35.3	204	44.4	212	34.2	227	29.2	231	21.7	218	23.8	222	24.6	223	36.3	250	23.6	252		398.0	229
2015	33.5	214	31.0	227	30.2	254	22.4	257	21.2	285	35.4	300	21.9	310	22.4	294	32.1	284	25.3	302	32.4	289	35.4	285		343.8	273
2014	25.1	256	30.6	224	36.6	208	21.8	207	35.7	196	44.9	191	28.1	205	24.6	203	33.2	190	28.1	192	33.6	191	32.8	189		375.1	203
2013	35.1	305	29.9	292	28.5	264	32.0	237	31.5	239	34.7	231	34.6	229	25.5	228	24.0	213	28.4	202	32.5	210	26.5	234		363.6	241
2012	36.1	264	27.2	265	23.9	274	22.8	279	17.8	281	24.1	289	26.8	299	22.6	309	21.9	304	31.8	297	27.9	304	21.4	307		304.4	288
2011	24.8	294	24.6	277	31.4	274	17.1	266	32.9	262	30.4	271	25.4	282	26.2	282	20.8	267	23.4	265	33.8	266	23.8	261		314.5	272
2010	27.9	284	29.1	295	33.5	280	24.6	261	41.6	235	33.7	222	27.2	216	25.1	250	17.9	249	18.3	250	30.5	254	21.0	270		330.6	255



April includes sold kilos and average price for sale 14 and 15 only.

BUYERS' PURCHASES SALE 15 2018

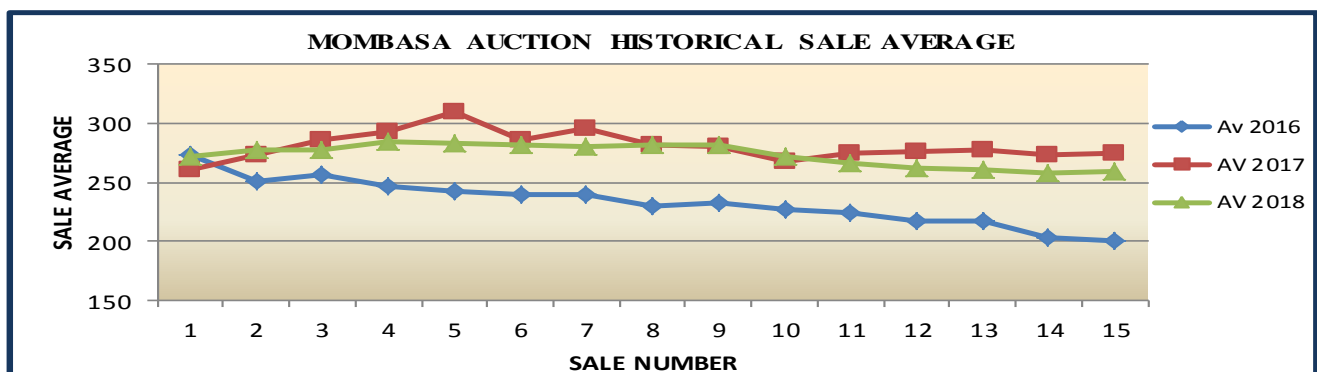
Buyer	% Sold	Totals	BP1	PF1	PD	DUST1	BP2	PF2	DUST2	FNGS	BMF
CARGILL KENYA	13.85	15,540	320	9,720	5,160	80	0	240	0	20	0
GLOBAL TEA & JAMES FINLAY	13.33	14,960	580	5,800	3,520	1,360	0	220	1,240	1,040	1,200
L.A.B.	7.68	8,620	440	2,400	3,260	2,440	0	0	80	0	0
CHAI TRADING	7.45	8,361	460	4,140	1,860	840	0	0	180	100	781
DEVCHAND	5.86	6,580	0	6,580	0	0	0	0	0	0	0
COFFTEA	5.69	6,380	1,980	1,380	200	0	0	100	0	2,240	480
MOMBASA COFFEE	5.26	5,900	80	0	3,680	2,040	100	0	0	0	0
RANFER TEAS K	5.12	5,740	1,040	160	2,360	2,060	20	20	60	20	0
SSOE (KENYA)	4.90	5,500	2,000	1,560	680	400	580	40	60	60	120
AFRIBRIDGE TRADE	3.60	4,040	0	80	3,180	560	0	60	160	0	0
VAN REES KENYA	3.39	3,800	480	1,240	1,620	280	0	40	0	140	0
M.J. CLARKE LTD	2.99	3,360	480	720	1,220	0	20	80	60	780	0
SHAKAB	2.14	2,400	720	1,320	0	240	60	20	20	20	0
IMPERIAL TEAS	1.44	1,620	520	480	140	240	20	0	220	0	0
EMPIRE KENYA	0.86	960	0	120	460	160	0	20	0	200	0
INDO-AFRICAN TEA	0.68	760	200	560	0	0	0	0	0	0	0
SARDIA	0.62	700	0	340	60	0	0	40	0	60	200
ABBAS TRADERS	0.61	680	120	400	0	0	160	0	0	0	0
ALIBHAI RAMJI	0.61	680	80	420	0	0	0	20	0	120	40
GOKAL TRADING	0.57	640	200	140	0	0	0	160	120	20	0
SUMMER LINER	0.57	637	240	40	0	40	177	20	0	120	0
CHAMU SUPPLIES	0.53	600	360	80	0	0	120	0	0	40	0
MARA CHAI LIMITED	0.53	600	400	160	0	0	0	0	0	40	0
AL-EMIR LTD	0.50	560	0	480	0	0	20	20	40	0	0
LULA TRADING	0.45	500	0	0	0	0	100	0	0	180	220
AIMCO	0.41	460	0	0	0	0	0	0	20	40	400
MAYMUN	0.36	400	0	0	0	0	20	140	20	40	180
Green Leaf Trading	0.35	390	0	0	0	0	0	0	0	160	230
McLEOD RUSSEL	0.32	360	0	200	0	0	0	40	20	100	0
AL-ITIHAD LIMITED	0.27	300	180	0	0	0	120	0	0	0	0
PWANI HAULIERS	0.27	300	0	0	0	0	0	0	0	0	300
TROPICAL CROPS & KIRINDO TRADERS	0.27	300	120	0	0	0	20	20	0	0	140
AFRO TEAS LIMITED	0.16	180	80	0	0	0	40	20	0	0	40
LINDOP &	0.14	160	0	160	0	0	0	0	0	0	0
RIOTANA TRADING	0.09	100	20	40	0	0	40	0	0	0	0
TRUST TEA	0.07	80	40	40	0	0	0	0	0	0	0
BURALE CLEARING	0.05	60	0	0	0	0	0	0	0	0	60
GOKAL	0.02	20	0	0	0	0	0	0	20	0	0

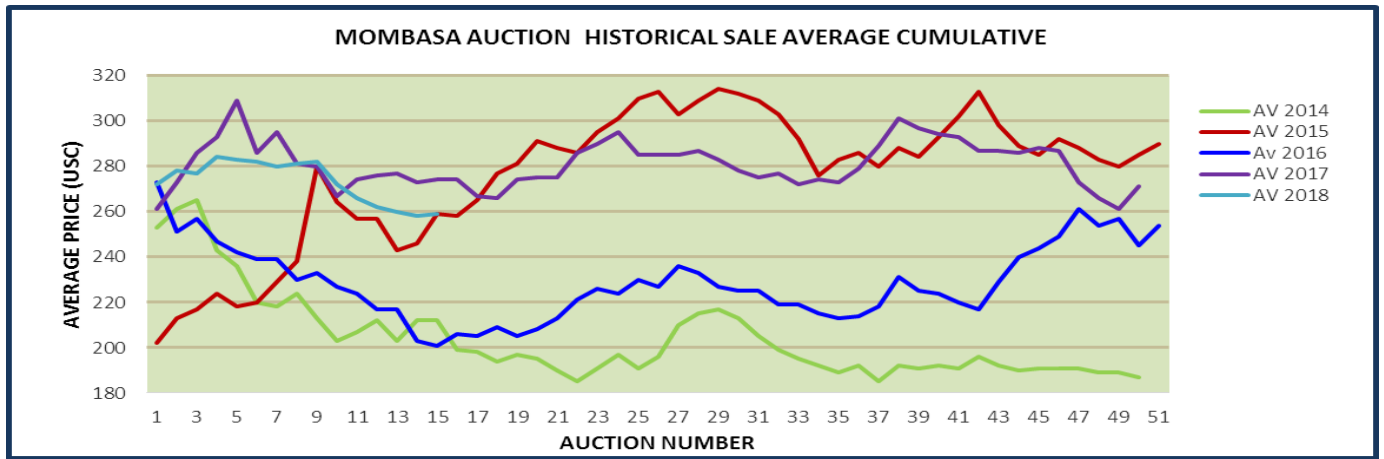
Kilos Sold By Country - Sale no. 15 & Cumulative to date (2017 vs 2018)

	Current Sale 15/2018		Same Sale Last Year 15/2017		Year To Date Sale 01-15/2018		Last Year To Date Sale 01-15/2017	Variance 2018 vs 2017
	Pkgs	Kilos	Pkgs	Kilos	Pkgs	Kilos	Kilos	Kilos
KENYA	83,400	5,676,075.00	80,960	5,400,027.00	1,470,458	98,177,615.30	82,332,863.50	15,844,752
UGANDA	14,201	811,272.00	11,918	677,928.00	281,622	15,745,726.00	13,129,302.00	2,616,424
BURUNDI	2,940	188,440.00	2,880	183,385.00	38,978	2,489,119.00	2,265,365.00	223,754
TANZANIA	5,027	280,496.00	1,400	79,764.00	70,043	3,754,107.00	1,019,011.00	2,735,096
RWANDA	5,420	365,435.00	5,000	339,546.50	91,568	6,221,080.00	5,737,848.00	483,232
MALAWI							24,120.00	(24,120)
MADAGASCAR							19,956.00	(19,956)
MOZAMBIQUE	520	25,772.00	80	3,624.00	4,772	217,082.00	78,536.00	138,546
DR CONGO			280	15,976.00	1,680	104,304.00	191,432.00	(87,128)
ETHIOPIA	700	26,192.00	796	36,572.00	4,700	220,213.00	103,377.00	116,836
TOTALS:	112,208	7,373,682.00	103,314.0	6,736,822.50	1,963,821	126,929,246.30	104,901,810.50	21,910,600

Mombasa Auction - Historical Averages Comparative 2016 - 2018

SALE NO.	Av 2016	AV 2017	AV 2018	2018 BP1		2018 PF1		2018 PD		2018 D1		2018 BP2		2018 PF2		2018 D2		2018 FNGS		2018 BMF	
				BP1	PF1	PD	D1	BP2	PF2	D2	FNGS	BMF									
1	273	261	272	262	287	293	290	195	185	185	171	142									
2	251	273	278	277	294	298	299	201	180	184	174	138									
3	257	286	277	276	301	298	302	196	175	188	166	131									
4	247	293	284	278	310	298	303	204	184	191	169	130									
5	242	309	283	269	306	301	310	204	179	201	169	126									
6	239	286	282	277	303	300	317	190	175	197	164	125									
7	239	295	280	274	300	302	309	202	186	204	166	131									
8	230	281	281	278	298	301	307	203	180	199	169	129									
9	233	280	282	284	300	300	304	197	182	195	172	130									
10	227	267	272	263	289	296	301	199	187	204	171	131									
11	224	274	266	262	284	279	278	210	178	194	169	128									
12	217	276	262	256	279	282	282	185	181	186	167	127									
13	217	277	260	253	288	261	268	187	181	179	172	130									
14	203	273	258	253	281	264	270	189	185	180	171	137									
15	201	274	259	256	281	262	269	179	183	172	168	136									
Average	234	280	274	268	294	290	295	197	181	191	169	131									





**Actual Packages on offer for coming sale 16 of 16th – 17th April, 2018
(By Grade / by Country)**

	BP1	PF1	PD	DUST1	BP2	PF2	DUST2	FNGS	BMF	Total
KENYA	19,380	29,280	27,450	10,840	900	620	1,880	4,101	1,300	95,751
UGANDA	1,540	2,840	3,280	1,620	300	1,340	500	1,914	2,220	15,554
RWANDA	2,180	2,697	1,100	440	760	180	620	280	40	8,297
TANZANIA	720	3,280	620	200	140	60	220	440	640	6,320
BURUNDI	1,080	1,520	320	80	0	0	20	140	0	3,160
ETHIOPIA	0	0	0	0	0	0	220	480	0	700
DR CONGO	80	200	180	40	0	0	20	0	0	520
Total	24,980	39,817	32,950	13,220	2,100	2,200	3,480	7,355	4,200	130,302

**Upcoming Auction Offerings by Country
Sale no. 16 and 17/ 2018**

COUNTRY	Sale 16/ 2018 (Actual packages)		Sale 17/ 2018		VARIANCE Kgs
	Pkgs	Kgs	Pkgs	Kgs	
KENYA	95,751.00	6,445,404.00	110,817.00	7,422,270.00	976,866.00
UGANDA	15,554.00	895,737.00	15,960.00	891,427.00	(4,310.00)
RWANDA	8,297.00	559,128.00	8,240.00	555,060.00	(4,068.00)
BURUNDI	3,160.00	197,366.00	2,740.00	171,762.00	(25,604.00)
TANZANIA	6,320.00	362,104.00	6,800.00	400,868.00	38,764.00
D R CONGO	520.00	33,076.00	320.00	21,808.00	
MOZAMBIQUE					-
ETHIOPIA	700	26,560.00			(26,560.00)
TOTALS:	130,302.00	8,519,375.00	144,877	9,463,195.00	955,088.00

MAIN GRADE COMPARATIVE RANKINGS – SALE 15 2018

Mark	BP1				Mark	PF1				Mark	PD				Mark	DUST1			
	Pre	Lo	High	De		Prev	Low	Hig	Dev		Pre	Low	Hig	De		Prev	Lo	Hig	Dev
1 NYABIHU	377	384	398	21	KITABI	390	364	364	-26	IMENTI	344	330	334	-10	GATHUTHI	351	342	345	-6
2 RUBAYA	380	369	390	10	KATHANGARIRI	364	356	362	-2	GACHARAGE	334	320	321	-13	KATHANGARIRI	338	330	342	4
3 GACHARAGE	350	334	356	6	NYABIHU	370	360	361	-9	GATHUTHI	347	320	320	-27	KIMUNYE	342	332	337	-5
4 KATHANGARIRI	352	350	350	-2	MUNUNGA	356	350	358	2	KIMUNYE	347	318	320	-27	GITHONGO	326	328	328	2
5 GITHONGO	312	318	348	36	RUKURIRI	354	341	358	4	RUKURIRI	338	310	320	-18	IMENTI	335	322	325	-10
6 MAKOMBOKI	306	340	346	40	KIMUNYE	352	340	354	2	THETA	322	308	318	-4	KANGAITA	336	315	325	-11
7 THUMAITA	314	317	346	32	GATHUTHI	360	350	350	-10	GITUGI	316	316	316	0	MUNUNGA	328	310	322	-6
8 RUKURIRI	317	325	341	24	KANGAITA	340	329	340	0	KINORO	320	310	316	-4	RUKURIRI	332	312	316	-16
9 IMENTI	334	320	337	3	IMENTI	346	330	339	-7	KIRU	312	305	316	4	KINORO	335	305	315	-20
10 GITUGI	302	332	336	34	NDIMA	341	332	338	-3	KANGAITA	325	307	315	-10	GITUGI	316	312	314	-2
11 WERU	290	310	334	44	NJUNU	348	338	338	-10	MAKOMBOKI	324	309	315	-9	GACHARAGE	336	309	312	-24
12 MUNGANIA	326	305	328	2	GITUGI	336	328	334	-2	GITHONGO	320	310	314	-6	NGERE	328	300	312	-16
13 THETA	326	320	320	-6	MUNGANIA	340	328	334	-6	IKUMBI	314	310	314	0	KAGWE	324	295	310	-14
14 KIMUNYE	322	294	318	-4	GACHARAGE	338	325	329	-9	MUNUNGA	336	312	314	-22	MUNGANIA	340	310	310	-30
15 GATUNGURU	306	315	315	9	KAMBAA	334	326	328	-6	MUNGANIA	325	312	312	-13	THUMAITA	320	310	310	-10
16 MUNUNGA	300	300	314	14	KIONYO	331	322	327	-4	NDIMA	326	310	312	-14	IKUMBI	300	306		
17 CHINGA	295	311	311	16	CHINGA	327	320	326	-1	WERU	314	308	312	-2	MAKOMBOKI	312	300	306	-6
18 CHEMOMI	256	270	308	52	KIEGOI	333	322	326	-7	CHINGA	327	306	310	-17	NDARUGU	305	300	306	1
19 KAMBAA	300	306	308	8	MAKOMBOKI	330	322	326	-4	KIEGOI	316	310	310	-6	NDUTI	317	300	306	-11
20 MATA	310	300	306	-4	NGERE	336	324	326	-10	NGERE	328	310	310	-18	NDIMA	326	300	305	-21
21 MUSHUBI	290	304	306	16	RAGATI	328	321	324	-4	KAGWE	325	300	308	-17	WERU	314	305	305	-9
22 OLENG	262	288	306	44	RUBAYA	329	304	324	-5	KANYENYA	316	300	308	-8	CHINGA	320	299	304	-16
23 KAGWE	298	300	306	8	IKUMBI	334	320	324	-10	KIONYO	322	302	308	-14	MOMUL	300	294	304	4
24 KIONYO	307	272	306	-1	NDUTI	328	322	324	-4	NJUNU	328	308	308	-20	IGEMBE	304	304		
25 KARONGI	299	305	305	6	THUMAITA	330	322	324	-6	KAMBAA	318	305	307	-11	KANYENYA	310	300	304	-6
26 IGEMBE	299	305	305	6	GATUNGURU	327	320	322	-5	NDUTI	317	304	307	-10	KIRU	318	300	304	-14
27 NSHILI KIVU	326	303	304	-22	GITHONGO	328	318	322	-6	THUMAITA	314	304	307	-7	NJUNU	300	304		
28 NGERE	306	302	304	-2	KINORO	329	318	322	-7	RAGATI	314	304	306	-8	MATAARA	310	300	302	-8
29 MICH	302	300	302	0	THETA	334	320	322	-12	GATUNGURU	314	304	306	-8	TEZA	302	302	302	0
30 GATHUTHI	300	300			KAGWE	330	320	321	-9	IGEMBE	317	304	306	-11	THETA	324	299	302	-22
31 GITHAMBO	290	276	300	10	NDARUGU	325	315	319	-6	NDARUGU	317	306	306	-11	KARONGI	300	300		
32 KANGAITA	307	300	300	-7	GITHAMBO	327	317	318	-9	GITHAMBO	312	300	304	-8	RAGATI	306	300	300	-6
33 KIEGOI	302	300	300	-2	KANYENYA	326	315	317	-9	IRIINI	316	304	304	-12	GATUNGURU	308	300	300	-8
34 KINORO	300	272	300	0	MATAARA	328	315	317	-11	MATAARA	312	302	302	-10	IRIINI	318	300	300	-18
35 KIRU	280	300	300	20	WERU	328	315	317	-11	MICH	314	300	300	-14	KAMBAA	325	300	300	-25
36 MATAARA	292	270	300	8	KIRU	329	312	316	-13	MOMUL	307	285	300	-7	KIEGOI	310	297	300	-10
37 NDARUGU	304	275	300	-4	GACHEGE	320	312	315	-5	OLENG	300	294	300	0	KIONYO	314	295	300	-14
38 KANYENYA	299	275	296	-3	IRIINI	326	315	315	-11	GACHEGE	308	300	300	-8	SANGANYI	293	300	300	7
39 GISAKURA	313	295	295	-18	IGEMBE	317	312	312	-5	NSHILI KIVU	298	292	292	-6	OLENG	290	298	298	8
40 KAPTUMO	266	257	294	28	KARONGI	289	310			NYANKOBA	302	280	292	-10	NYANKOBA	304	298	298	-6
41 GISOVU	304	290	290	-14	GISOVU	302	308	308	6	SANGANYI	298	285	291	-7	MICH	302	285	297	-5
42 RAGATI	298	285	286	-12	MICH	320	304	308	-12	MUSHUBI	300	290	290	-10	MWAMU	297	297		
43 NDUTI	290	282	284	-6	TEZA	307	307	307	0	SHAGASHA	306	290	290	-16	RWEGURA	283	292	292	9
44 GACHEGE	290	260	280	-10	NYANKOBA	302	280	306	4	SIONGO	298	286	288	-10	MUSHUBI	304	290	290	-14
45 GIANCHORE	268	268	280	12	NSHILI KIVU	324	295	304	-20	TEZA	282	288	288	6	CHEBANGO	290	290		
46 ROROK	265	257	280	15	MOMUL	318	300	302	-16	GIANCHORE	294	286	286	-8	SIONGO	296	290	290	-6
47 NYANKOBA	268	268	279	11	GIANCHORE	302	292	300	-2	MWAMU	294	275	283	-11	KAPKO	285	288	288	3
48 SHAGASHA	292	275	275	-17	MWAMU	294	280	300	6	GATARE	282	282			MOTIGO	286	286	286	0
49 KEBIRIGO	295	268	274	-21	SIONGO	300	286	300	0	MATA	318	280	280	-38	MATA	312	285	285	-27
50 SIONGO	268	266	274	6	RWEGURA	290	292	298	8	MOGOGO	292	272	280	-12	GITHAMBO	301	284	284	-17
51 MOMUL	274	270	272	-2	OLENG	307	290	296	-11	BOITO	290	272	280	-10	LITEIN	284	278	284	0
52 MABAYI	262	262	272	10	SANGANYI	310	288	296	-14	CHEBUT	290	272	280	-10	MOKAMA	284	284		
53 TEZA	270	267	272	2	SHAGASHA	310	290	295	-15	KAPTUMO	280	272	280	0	KAPKATET	280	278	282	2
54 TOMBE	269	272	272	3	MATA	318	294	294	-24	MABAYI	290	273	280	-10	TEGAT	280	282	282	2
55 SANGANYI	268	270	271	3	MUSHUBI	300	290	290	-10	MOTIGO	290	276	280	-10	GISAKURA	295	277	277	-18

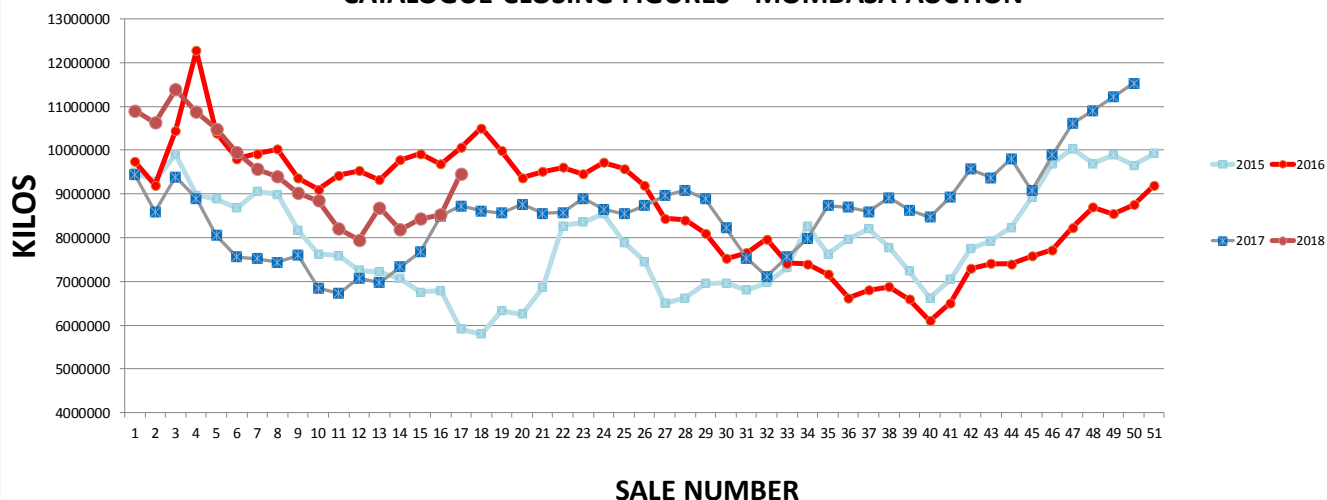
56	TORA	260	260	268	8	GISAKURA	318	287	287	-31	TIRGAGA	290	276	278	-12	MOGOGO	276	276		
57	NJERU		265	265		MULINDI	292	285	285	-7	KEBIRIGO	296	276	278	-18	KIP KOIMET	272	276	276	4
58	CHELAL	268	262	264	-4	IJENDA	270	280	282	12	NYAMACHE	292	272	278	-14	MUDETE	260	275		
59	NDARAWETTA	240	240	264	24	KAPKATET	292	276	282	-10	OGEMBO	296	272	278	-18	KARIRANA	276	274	274	-2
60	MUDETE	264	262	262	-2	KEBIRIGO	294	276	282	-12	ROROK	285	270	278	-7	OGEMBO	285	274	274	-11
61	RUKERI		262	262		MUDETE	294	278	282	-12	KAPKO	284	274	276	-8	KAPSET	262	271		
62	KAPKO	262	260	260	-2	OGEMBO	298	280	282	-16	KARIRANA	272	270	276	4	KOBEL	270	270		
63	KOBEL	260	240	260	0	TIRGAGA	296	278	281	-15	CHELAL	289	272	276	-13	MULINDI	288	270	270	-18
64	MOGOGO	264	260	260	-4	MOTIGO	298	278	281	-17	IJENDA	270	270	276	6	CHEMOMI	270	270		
65	PFUNDA	268	260	260	-8	MOGOGO	295	270	280	-15	KAPKATET	289	270	276	-13	KEBIRIGO	280	270	270	-10
66	BOITO		260	260		BOITO	286	276	280	-6	TOROR	288	268	276	-12	NJERU	272	270	270	-2
67	KAPKATET	260	260	260	0	CHELAL	296	276	280	-16	CHEMOMI	270	270	274	4	NYAMACHE	270	270		
68	NYAMACHE	267	260	260	-7	GATARE	290	275	277	-13	EBEREGE	296	274	274	-22	ROROK	270	270	270	0
69	TEGAT	268	260	260	-8	CHEBUT	288	272	276	-12	ITUMBE	293	274	274	-19	NGORONGO	264	267	269	5
70	TOROR	260	260	260	0	CHEMOMI	280	272	276	-4	MOKAMA	289	270	274	-15	DL TEAS	268	265	269	1
71	KIBWARI	238	251	251	13	ITUMBE	290	274	276	-14	MUDETE	288	272	274	-14	EBEREGE	275	269	269	-6
72	KAMARYA	240	238	240	0	NYAMACHE	292	271	276	-16	KAPSET	280	270	273	-7	MANARET	254	268	268	14
73	SIRET	234	225	225	-9	TOMBE	290	272	276	-14	GISAKURA	302	272	272	-30	MARAMBA	266	266	268	2
74	BONDET		220	220		EBEREGE	292	270	274	-18	LITEIN	289	272	272	-17	SETYON	259	258	268	9
75	KAIMOSI	220	220	220	0	LITEIN	292	272	274	-18	TEGAT	277	270	272	-5	KAIMOSI	257	268	268	11
76	KEPCHOMO	226	218	218	-8	MOKAMA	288	270	274	-14	KOBEL	284	270	270	-14	KAPTUMO	268	268		
77	TAITO	220	215	217	-3	TOROR	290	267	274	-16	MULINDI	295	270	270	-25	PFUNDA	273	267	267	-6
78	REYNA	228	215	215	-13	KAPKO	294	270	272	-22	KAPSARA	268	260	270	2	TAITO	255	266	266	11
79	CHEBANGO	214	214	214	0	TEGAT	283	270	272	-11	RWEGURA	270	266	270	0	KIBWARI	270	265	265	-5
80	KAPCHORUA		210	210		KOBEL	284	265	270	-14	TOMBE	280	270	270	-10	TINET	266	264	264	-2
81	KEBEN	215	210	210	-5	CHEBANGO	273	268	270	-3	TORA	266	268	270	4	TINDERET	260	264	264	4
82	KIPCHABO	210	198	210	0	KAMARYA	272	270	270	-2	MANARET	258	256	268	10	REYNA	263	263	263	0
83	KAYONZA	196	190	206	10	KAPSET	289	270	270	-19	SIRET	268	268	268	0	KEPCHOMO	264	260	262	-2
84	SETYON	196	200	205	9	KAPTUMO	288	270	270	-18	KAMARYA	264	268	268	4	TOROR	255	248	262	7
85	TOIYOI	202	198	202	0	KIBWARI	272	270	270	-2	KIBWARI	266	268	268	2	CHANGOI	258	260		
86	MASINGI	200	200	200	0	ROROK	288	270	270	-18	KIP KOIMET	266	264	268	2	KAYONZA	260	260		
87	SIOMO	200	200	200	0	MANARET	268	268	269	1	RUKERI	270	268	268	-2	TOMBE	260	260		
88	CHEBOSWA	160	169	189	29	SIRET	270	264	268	-2	EMROK	262	260	266	4	TOIYOI	256	258	258	2
89	ELGON TEA	185	180	180	-5	KAPSARA	280	268	268	-12	NGORONGO	262	263	266	4	MBOGO TEA	259	256	256	-3
90	KAISUGU		180	180		KIP KOIMET	268	266	268	0	KEPCHOMO	262	266	266	4	METTARORA	248	248	256	8
91	DL TEAS		180	180		SOKOT	268	266	266	-2	NDARAWETTA	258	266	266	8	KIPCHABO	255	255		
92	SAPTET		170	170		TORA	264	260	266	2	SOKOT	264	266	266	2	ELGON TEA	259	253	254	-5
93	KERICHO		169	169		KARIRANA	266	264	264	-2	CHEBANGO	262	260	264	2	ARROKET	248	252		
94	KOIWA	166	160	166	0	NDARAWETTA	266	264	264	-2	DL TEAS	264	260	264	0	KABIANGA	230	242		
95	KIPKEBE		162	165		NJERU	266	260	262	-4	KAIMOSI	259	260	264	5	TILYA	242	242		
96	MUGOMA		163	163		PFUNDA	289	260	260	-29	MASINGI		264	264		KERITOR	222	228	238	16
97	CHIMCHIM	162	160	160	-2	SETYON	254	260	260	6	NJERU	270	264	264	-6	KIPKEBE	234	235	237	3
98	SAKAWA		160	160		KEPCHOMO	262	260	260	-2	TINDERET	262	264	264	2	IGARA	206	234	234	28
99	NYARINDA	160	160	160	0	KIPCHABO	258	255	259	1	TOIYOI	256	256	264	8	CHIMCHIM	228	232	232	4
100	TILYA	165	158	160	-5	RUKERI	266	256	258	-8	MARAMBA	260	258	262	2	KIBENA	232	232		
101	MOGENI		158	158		REYNA	260	255	257	-3	TINET	266	250	262	-4	LELAGOIN	223	211	231	8
102	KIBENA	162	155	157	-5	GISOZI		252	255		KAPCHORUA	262	262	262	0	KIPTENDEN	229	229		
103	ARC MOUNTAIN	160	153	155	-5	KAPCHORUA	258	250	252	-6	KEBEN	264	262	262	-2	ITONA	226	228	228	2
104	CHIVANJEE	160	153	155	-5	ELGON TEA	235	240	251	16	SIOMO	259	258	262	3	KIPSINENDE	238	222	226	-12
105	ITONA	166	155	155	-11	CYOHOHA	250	244	250	0	REYNA	264	261	261	-3	NYARINDA	220	224	224	4
106	BUHWEJU	158	154	154	-4	KAIMOSI	258	250	250	-8	SETYON	260	254	260	0	BUHWEJU	223	220	222	-1
107	ANKOLE	160	154	154	-6	NGORONGO	244	239	248	4	SITOI	263	260	260	-3	SWAZI	218	222	222	4
108	KIJURA	157	152	154	-3	MARAMBA	246	240	246	0	TAITO	255	260	260	5	ARC MOUNTAIN	218	218	219	1
109	KWAMKORO		154	154		DL TEAS	250	242	246	-4	PFUNDA	261	255	259	-2	KELUNET	211	210	218	7
110	MWENGE	158	154	154	-4	TOIYOI	236	246	246	10	CHANGOI	245	252	258	13	KYAMUHUNGA	204	216	218	14

111 TORO	158	154	154	-4	SIOMO	252	245	245	-7	ELGON TEA	259	250	254	-5	MOGENI	218	210	218	0
112 RUSEKERE	155	152	152	-3	MBOGO TEA	252	244	244	-8	MBOGO TEA	256	250	250	-6	MUGOMA	218	213	213	-5
113 BUZIRASAGAMA	152	152			CHANGOI	240	238	244	4	METTARORA	250	246	250	0	GLOBAL VILLAGE	216	207	211	-5
114 GLOBAL VILLAG	160	151	152	-8	METTARORA	239	238	242	3	KAYONZA	246	250	250	4	CHIVANJEE	192	208	208	16
115 MITYANA	155	152	152	-3	KIPTENDEN	240	240	241	1	TILUET	228	234	250	22	KAHUNA	192	201	201	9
116 MWERA	155	152	152	-3	ARROKET	239	232	240	1	KIPCHABO	250	245	249	-1	KAKONDE	186	186	196	10
117 CHA ST.ANTONIO	149	151			KERITOR	228	236	240	12	ARROKET	237	220	248	11	TORO	191	192	196	5
118 MABALE	150	150			SITOI	238	230	238	0	SAPTET	236	238	242	6	BUZIRASAGAMA	196	185	185	-11
119 ARROKET					KAYONZA	228	234	238	10	CYOHOKA	248	240	240	-8	ANKOLE	180	170	182	2
120 BUGAMBE					KAISUGU	214	227	232	18	TILYA	246	238	240	-6	MUNOBWA	176	182	182	6
121 CUPATEA					KIBENA	209	218	232	23	CHEMAMUL	216	238	238	22	KIJURA	176	181	181	5
122 DINDIRA					SAPTET	228	227	230	2	KIPKEBE	234	231	235	1	MITYANA	168	175	177	9
123 EMROK					KIPKEBE	218	217	219	1	KABIANGA	210	234			KIKO	175	175		
124 GATARE					MOGENI	198	212			KAISUGU	220	230	232	12	CHA ST.ANTONIO	172	172		
125 GUMARO					BUHWEJU	209	186	210	1	KIBENA	230	230	232	2	NAMAYIBA	179	170	170	-9
126 KAPTIEN					ITONA	197	200	210	13	KERITOR	220	218	232	12	RUSEKERE	158	160	160	2
127 KARAMBI					TILYA	210	210			CHIMCHIM	238	226	231	-7	KIGUMBA	157	160		
128 KARIRANA					CHIMCHIM	208	190	209	1	IGARA	206	210	228	22	LUWALA	160	160		
129 KELUNET					KIPSINENDE	208	208			CHEBOSWA	217	226			MABALE	160	160		
130 KIPTAGICH					MASINGI	205	205			CUPATEA	226	216	226	0	KIAMARA	172	156	158	-14
131 KIPTENDEN					NYAMBYA	160	172	202	42	BWIINDI	208	214	224	16	KASAKU	154	154		
132 KITABI					LELAGOIN	218	195	200	-18	ITONA	224	220	224	0	BONDET				
133 KORUMA					SAKAWA	200	200			NYARINDA	224	210	224	0	BUGAMBE				
134 LELAGOIN					IGARA	198	200	200	2	KIPSINENDE	240	220	222	-18	CHEBOSWA				
135 MABROUKIE					MUFINDI	190	188	198	8	MOGENI	218	210	222	4	CUPATEA				
136 MANARET					MUGOMA	200	195	195	-5	MUFINDI	218	218	222	4	DINDIRA				
137 MARAMBA					NYARINDA	165	190	192	27	BUHWEJU	223	220	220	-3	EMROK				
138 MBOGO TEA					KELUNET	205	190	190	-15	KOIWA	229	211	220	-9	GATARE				
139 METTARORA					KABIANGA	196	190	190	-6	MAGURA	194	190	220	26	GISOVU				
140 MONTE BRANCO					KYAMUHUNGA	172	170	176	4	MUGOMA	213	195	217	4	GUMARO				
141 MULINDI					BWIINDI	168	162	174	6	SWAZI	210	216	216	6	KAISUGU				
142 NAMAYIBA					KAPTIEN	170	170			ARC MOUNTAIN	215	215			KAPTIEN				
143 NGOINA					ANKOLE	160	168	170	10	SAKAWA	219	215	215	-4	KARAMBI				
144 NGORONGO					BUZIRASAGAMA	162	166	170	8	KYAMUHUNGA	204	208	212	8	KERICHO				
145 SITOI					MAGURA	164	164	166	2	KELUNET	219	202	211	-8	KIPTAGICH				
146 TAGABI					KASAKU	164	164			LELAGOIN	220	200	211	-9	KITABI				
147 TINET					MABALE	164	164			GLOBAL VILLAGE	220	207	210	-10	KOIWA				
148 TIRGAGA					MUZIZI	162	164	164	2	CHIVANJEE	190	204	204	14	KORUMA				
149 BULWA					NAMAYIBA	164	162	162	-2	MUZIZI	190	194			MABROUKIE				
150 BWIINDI					GLOBAL VILLAGE	175	162	162	-13	NGOINA	190	190			MONTE BRANCO				
151 CHANGOI					KAKONDE	160	162	162	2	KAKONDE	184	180	190	6	NGOINA				
152 CHEBUT					KIAMARA	162	162	162	0	MAHENYE	192	190	190	-2	NSHILI KIVU				
153 CHEMAMUL					MWENGE	160	162	162	2	BUGAMBE	207	184	189	-18	RUBAYA				
154 CYOHOKA					BUGAMBE	175	160	160	-15	MUNOBWA	176	170	182	6	SAKAWA				
155 EBEBEGE					KARAMBI	160	160	160	0	NAMAYIBA	180	180	180	0	SAPTET				
156 GISOZI					CHIVANJEE	160	160	160	0	ANKOLE	176	170	180	4	SHAGASHA				
157 HIMA					KIKO	162	160	160	-2	BUZIRASAGAMA	192	180	180	-12	SIRET				
158 IGARA					LUWALA	158	160	160	2	KAHUNA	186	175	175	-11	SITOI				
159 IJENDA					MWERA	160	160	160	0	MABALE	170	170			TAGABI				
160 IKUMBI					SWAZI	166	160	160	-6	KIAMARA	166	164	164	-2	TIRGAGA				
161 IRIAINI					KIJURA	158	156	158	0	LUWALA	172	162	162	-10	BOITO				
162 ITUMBE					MAHENYE	165	157	158	-7	MITYANA	164	158	162	-2	BULWA				
163 KABIANGA					MITYANA	158	158	158	0	KIGUMBA	161	161			BWIINDI				
164 KAHUNA					ARC MOUNTAIN					MWENGE	160	160	160	0	CHEBUT				
165 KAKONDE					BONDET					RUSEKERE	169	158	158	-11	CHELAL				
166 KAPSARA					CHA ST.ANTONIO					KASAKU	155	155			CHEMAMUL				

CATALOGUE CLOSING FIGURES – 2017 Vs 2018

Sale No.	2015		2016		2017		2018		Diferencial 2018 Vs. 2017	
	Pkgs	Kilos	Pkgs	Kilos	Pkgs	Kilos	Pkgs	Kilos	Pkgs	Kilos
1	147,165	9,493,191.5	148,451	9,735,654.5	145,178	9,437,045.5	170,026	10,902,243.0	24,848	1,465,197.5
2	143,751	9,289,282.5	139,820	9,199,450.0	140,125	8,593,123.5	165,456	10,623,001.0	25,331	2,029,877.5
3	154,710	9,906,594.5	159,276	10,449,664.5	144,994	9,386,541.5	179,439	11,385,435.0	34,445	1,998,893.5
4	139,364	8,971,223.5	188,659	12,275,549.0	138,097	8,890,671.5	168,997	10,873,246.0	30,900	1,982,574.5
5	138,215	8,882,666.0	159,398	10,393,542.0	124,938	8,054,484.0	162,594	10,480,140.0	37,656	2,425,656.0
6	139,078	8,676,309.0	150,152	9,801,201.0	117,320	7,562,742.7	153,970	9,941,178.0	36,650	2,378,435.3
7	141,725	9,054,005.0	153,397	9,915,132.0	116,361	7,518,587.5	148,003	9,566,966.0	31,642	2,048,378.5
8	140,360	8,991,608.0	154,458	10,019,049.5	115,356	7,439,711.0	144,742	9,391,252.0	29,386	1,951,541.0
9	126,137	8,162,828.5	143,119	9,357,930.0	117,140	7,597,207.0	139,959	9,020,760.0	22,819	1,423,553.0
10	118,447	7,624,848.5	139,747	9,097,239.0	105,840	6,845,830.5	137,540	8,841,378.0	31,700	1,995,547.5
11	116,156	7,582,902.0	144,515	9,424,673.5	103,585	6,720,482.5	126,153	8,199,578.0	22,568	1,479,095.5
12	111,457	7,253,148.5	145,973	9,530,611.0	108,818	7,078,896.5	122,280	7,950,062.0	13,462	871,165.5
13	111,260	7,213,322.0	142,210	9,321,487.0	106,738	6,966,532.5	133,419	8,686,279.0	26,681	1,719,746.5
14	108,238	7,068,589.0	150,415	9,774,359.5	111,839	7,331,690.5	126,598	8,187,381.0	14,759	855,690.5
15	103,540	6,756,161.5	151,648	9,914,957.5	117,718	7,672,851.0	129,007	8,426,139.0	11,289	753,288.0
16	103,558	6,793,729.5	147,839	9,679,159.0	130,737	8,495,693.0	130,302	8,519,375.0	- 435	23,682.0
17	91,359	5,913,640.0	153,600	10,060,731.0	133,590	8,719,546.0	144,877	9,463,195.0	11,287	743,649.0
18	88,870	5,793,234.0	151,268	10,502,473.0	132,188	8,612,581.5			- 132,188	- 8,612,581.5
19	97,877	6,325,414.5	152,683	9,983,086.0	131,831	8,558,320.5			- 131,831	- 8,558,320.5
20	95,917	6,255,617.5	142,133	9,369,893.0	134,729	8,763,410.0			- 134,729	- 8,763,410.0
21	105,301	6,860,389.0	144,104	9,509,564.0	131,634	8,550,796.0			- 131,634	- 8,550,796.0
22	126,760	8,271,169.5	146,216	9,600,156.0	131,700	8,572,204.0			- 131,700	- 8,572,204.0
23	128,075	8,350,540.0	143,286	9,455,061.0	137,700	8,897,500.0			- 137,700	- 8,897,500.0
24	132,269	8,542,152.5	148,330	9,714,505.0	132,606	8,644,644.0			- 132,606	- 8,644,644.0
25	122,540	7,885,358.5	146,750	9,575,912.5	130,856	8,539,642.0			- 130,856	- 8,539,642.0
26	115,820	7,454,433.5	140,955	9,185,569.0	134,420	8,734,861.0			- 134,420	- 8,734,861.0
27	103,079	6,497,391.0	128,199	8,441,443.0	137,592	8,961,409.0			- 137,592	- 8,961,409.0
28	104,121	6,623,266.0	129,427	8,405,546.0	139,587	9,082,566.0			- 139,587	- 9,082,566.0
29	108,008	6,955,793.5	124,024	8,100,347.0	136,100	8,885,641.0			- 136,100	- 8,885,641.0
30	108,691	6,959,013.0	116,127	7,517,405.5	127,020	8,224,195.0			- 127,020	- 8,224,195.0
31	105,873	6,799,496.0	118,392	7,648,417.0	116,082	7,525,278.0			- 116,082	- 7,525,278.0
32	108,114	6,969,936.0	121,941	7,968,002.0	109,583	7,112,977.0			- 109,583	- 7,112,977.0
33	112,658	7,309,670.0	114,684	7,411,426.0	117,196	7,560,646.0			- 117,196	- 7,560,646.0
34	127,634	8,264,301.0	115,065	7,401,593.0	124,100	7,974,797.0			- 124,100	- 7,974,797.0
35	117,496	7,627,780.0	111,398	7,162,051.0	134,339	8,736,776.0			- 134,339	- 8,736,776.0
36	122,536	7,966,281.0	103,211	6,620,776.0	133,343	8,692,718.0			- 133,343	- 8,692,718.0
37	126,530	8,203,020.0	105,363	6,801,861.0	131,860	8,589,806.0			- 131,860	- 8,589,806.0
38	119,001	7,777,556.0	105,991	6,874,694.0	136,152	8,913,732.0			- 136,152	- 8,913,732.0
39	111,481	7,239,521.5	102,399	6,593,834.0	132,480	8,632,611.0			- 132,480	- 8,632,611.0
40	101,483	6,622,758.0	93,697	6,101,035.0	129,850	8,468,285.0			- 129,850	- 8,468,285.0
41	107,818	7,049,132.0	100,438	6,506,134.0	137,560	8,931,039.0			- 137,560	- 8,931,039.0
42	118,170	7,748,847.5	113,860	7,296,708.0	147,380	9,566,121.5			- 147,380	- 9,566,121.5
43	120,677	7,928,530.5	113,933	7,409,459.5	143,755	9,362,940.0			- 143,755	- 9,362,940.0
44	125,671	8,229,490.0	113,258	7,400,472.0	150,080	9,803,157.5			- 150,080	- 9,803,157.5
45	135,680	8,917,671.0	115,579	7,575,449.0	138,321	9,075,225.0			- 138,321	- 9,075,225.0
46	147,214	9,690,340.5	118,525	7,716,618.5	151,239	9,885,740.0			- 151,239	- 9,885,740.0
47	154,592	10,029,678.0	126,695	8,229,984.0	162,135	10,607,228.0			- 162,135	- 10,607,228.0
48	148,029	9,688,808.0	133,650	8,694,053.5	167,935	10,903,011.0			- 167,935	- 10,903,011.0
49	150,710	9,887,393.0	132,838	8,544,808.0	172,760	11,213,580.0			- 172,760	- 11,213,580.0
50	146,819	9,649,589.0	136,984	8,747,685.0	178,260	11,522,884.0			- 178,260	- 11,522,884.0
51	151,404	9,922,846.0	141,000	9,192,163.0						
Total	6,231,438	403,930,467.0	6,825,080	445,208,574.5	6,630,747	430,417,958.7	2,483,362	160,457,608.0	-4,147,385	-269,960,350.7

CATALOGUE CLOSING FIGURES - MOMBASA AUCTION



WEATHER REPORT

KENYA

Both the East and West of Rift tea growing areas continue to receive good rainfall and crop levels are slowly going up but still below factory capacities. The levels are expected to increase coming weeks

UGANDA

Western Uganda received 62.5mm average rainfall during this week. Fort Portal area received 59mm of rainfall, and experienced 28⁰C maximum and 17⁰C minimum Hoima received 61mm of rainfall, Kibale/Kagadi received 70mm of rainfall while Bushenyi received 64mm of rainfall and experienced 28⁰C maximum and 14⁰C minimum. Crop levels are rising up.

COMBROK LIMITED

Y