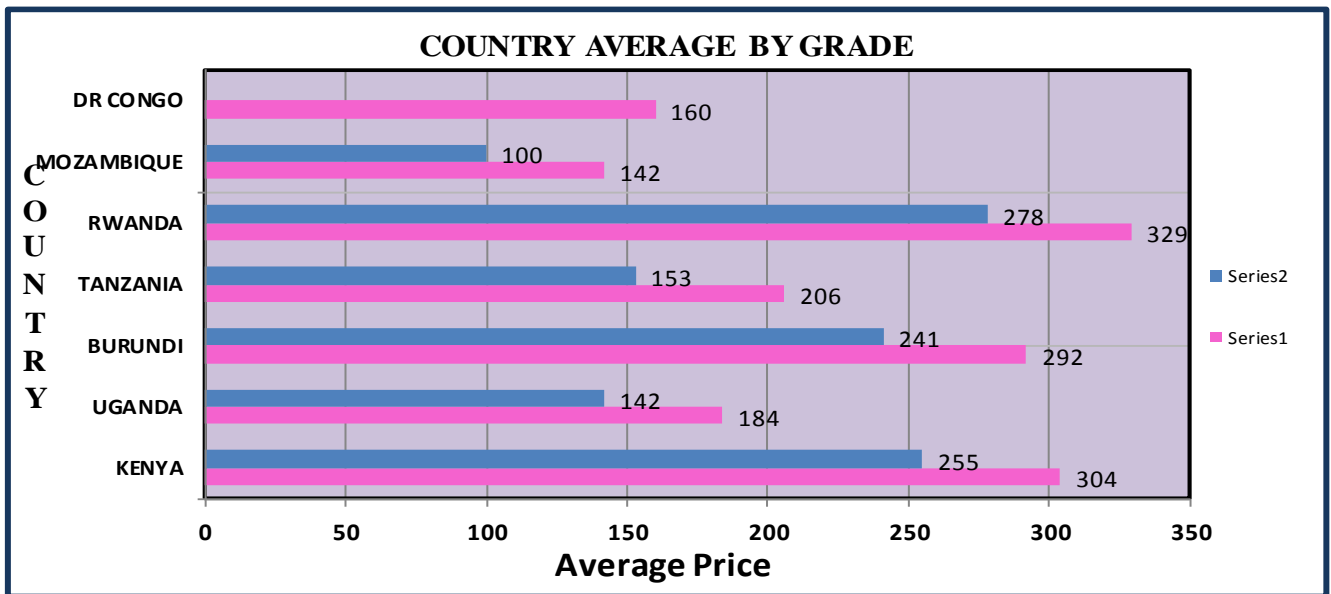


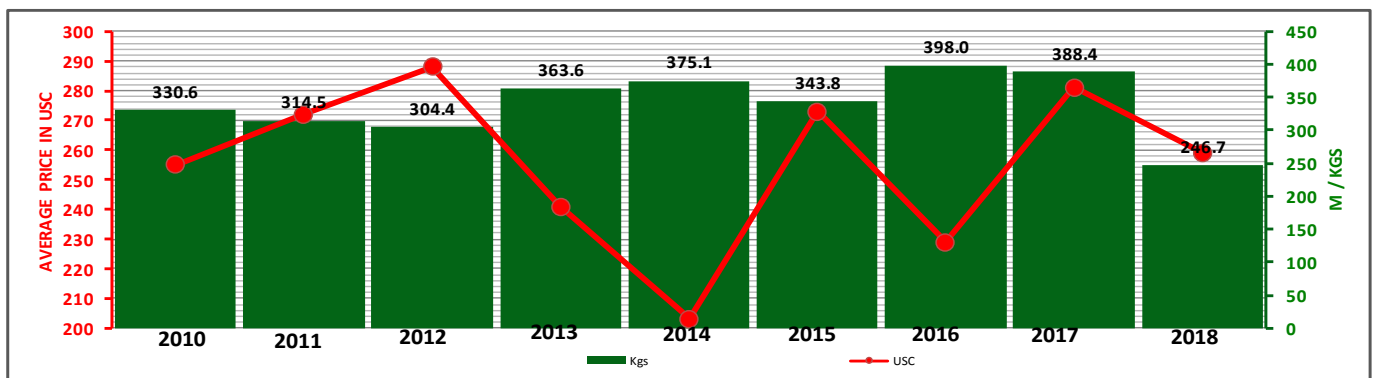
Mombasa Auction: Country Average Prices in US Cents Sale 28 (2017 vs. 2018)

COUNTRY	AV 2017	AV 2018	BP1	PF1	PD	D1	BP	PF	D	FNGS	BMF
KENYA	304	255	247	271	252	265	129	179	166	150	106
UGANDA	184	142	119	152	181	165	111	132	146	122	95
BURUNDI	292	241	212	252	255	267				180	
TANZANIA	206	153	124	177	184	183	103	138	123	125	98
RWANDA	329	278	295	292	267	291	226	250	235	217	131
MOZAMBIQUE	142	100							114	99	97
DR CONGO	160										
ALL AUCTION AVERAGE	287	237	232	262	244	249	152	152	163	140	98





















Mombasa Auction - Auction Quantities & Average Prices 2010 - 2018

	Jan		Feb		Mar		Apr		May		Jun		Jul		Aug		Sep		Oct		Nov		Dec		Total			
	Kgs	USC	Kgs	USC	Kgs	USC	Kgs	USC	Kgs	USC	Kgs	USC	Kgs	USC	Kgs	USC	Kgs	USC	Kgs	USC	Kgs	USC	Kgs	USC	Kgs	USC		
2018	49.3	279	34.3	281	29.6	265	39.9	252	38.7	247	37.3	239	18.7	237													246.7	259
2017	40.9	284	25.4	285	25.2	274	28.7	272	38.7	275	31.0	289	31.2	283	27.1	275	32.3	286	40.9	291	35.5	283	31.3	266			388.4	281
2016	37.0	256	36.6	237	40.7	223	35.3	204	44.4	212	34.2	227	29.2	231	21.7	218	23.8	222	24.6	223	36.3	250	23.6	252			398.0	229
2015	33.5	214	31.0	227	30.2	254	22.4	257	21.2	285	35.4	300	21.9	310	22.4	294	32.1	284	25.3	302	32.4	289	35.4	285			343.8	273
2014	25.1	256	30.6	224	36.6	208	21.8	207	35.7	196	44.9	191	28.1	205	24.6	203	33.2	190	28.1	192	33.6	191	32.8	189			375.1	203
2013	35.7	305	29.9	292	28.5	264	32.0	237	31.5	239	34.7	231	34.6	229	25.5	228	24.0	213	28.4	202	32.5	210	26.5	234			363.6	241
2012	36.1	264	27.2	265	23.9	274	22.8	279	17.8	281	24.1	289	26.8	299	22.6	309	21.9	304	31.8	297	27.9	304	21.4	307			304.4	288
2011	24.8	294	24.6	277	31.4	274	17.1	266	32.9	262	30.4	271	25.4	282	26.2	282	20.8	267	23.4	265	33.8	266	23.8	261			314.5	272
2010	27.9	284	29.1	295	33.5	280	24.6	261	41.6	235	33.7	222	27.2	216	25.1	250	17.9	249	18.3	250	30.5	254	21.0	270			330.6	255



July includes sold kilos and average price for sale 27 and 28 only.

BUYERS' PURCHASES SALE 28 2018

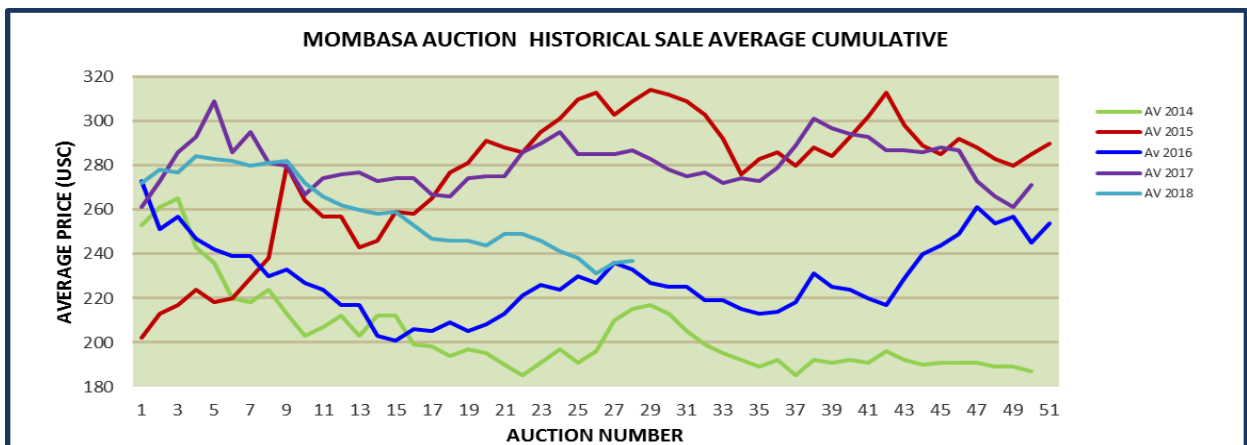
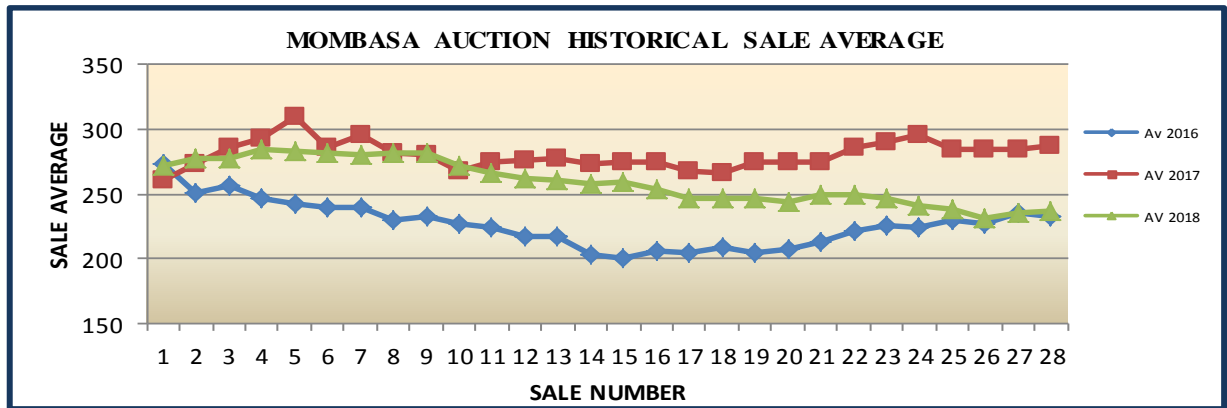
Buyer	% Sold	Totals	BP1	PF1	PD	DUST1	BP2	PF2	DUST2	FNGS	BMF
GLOBAL TEA & 	16.61	24,020	1,400	10,160	5,240	2,700	80	600	1,400	1,300	1,140
CHAI TRADING 	11.77	17,020	1,620	10,600	1,440	1,320	20	840	180	1,000	0
JAMES FINLAY 	9.32	13,480	720	4,360	4,520	2,440	280	20	280	560	300
CARGILL KENYA 	8.38	12,120	1,040	7,740	3,240	100	0	0	0	0	0
L.A.B. 	8.02	11,600	600	3,060	5,740	1,940	80	80	60	40	0
COFFTEA AGENCIES 	5.74	8,299	3,980	660	640	0	0	220	0	2,199	600
SSOE (KENYA) 	4.76	6,880	1,980	1,560	520	940	120	580	420	500	260
MOMBASA COFFEE 	4.70	6,800	80	880	3,880	1,840	120	0	0	0	0
DEVCHAND 	4.30	6,220	0	6,220	0	0	0	0	0	0	0
VAN REES KENYA 	4.04	5,840	880	3,260	1,220	460	20	0	0	0	0
M.J. CLARKE LTD 	2.97	4,300	360	1,060	2,120	80	0	120	20	540	0
SHAKAB 	2.70	3,900	480	2,860	260	120	0	0	100	80	0
ALIBHAI RAMJI 	1.36	1,960	40	240	120	400	0	60	180	540	380
AL-EMIR LTD 	1.30	1,880	40	1,800	0	0	0	0	0	0	40
RANFER TEAS K 	1.20	1,740	960	120	120	120	80	140	80	120	0
IMPERIAL TEAS 	1.05	1,520	400	280	440	340	20	0	0	40	0
ABBAS TRADERS 	1.00	1,440	80	760	280	0	0	320	0	0	0
PWANI HAULIERS 	0.95	1,379	120	60	0	0	80	220	20	140	739
CHAMU SUPPLIES	0.94	1,360	400	200	40	420	220	20	0	60	0
AIMCO	0.91	1,320	0	40	0	0	0	60	140	240	840
LULA TRADING	0.89	1,280	0	0	0	0	340	0	0	20	920
STANSAND (A) LTD	0.89	1,280	0	480	480	0	0	160	0	160	0
McLEOD RUSSEL	0.75	1,080	40	600	0	120	20	20	140	140	0
LINDOP & COMPANY	0.73	1,060	0	880	80	20	0	0	80	0	0
EMPIRE KENYA	0.71	1,020	400	600	0	0	0	0	20	0	0
TUSHA TEA LIMITED	0.47	680	680	0	0	0	0	0	0	0	0
SUMMER LINER	0.46	660	0	80	0	0	80	0	0	240	260
TROPICAL CROPS &	0.44	640	0	0	0	0	20	40	0	40	540
INDO-AFRICAN TEA	0.36	520	160	240	80	0	20	20	0	0	0
AFRO TEAS LIMITED	0.33	480	200	40	40	0	0	140	0	60	0
TANZIIL TRADING	0.30	440	0	0	0	0	0	0	0	40	400
KIRINDO TRADERS	0.26	380	0	0	0	0	80	0	0	0	300
MOMBASA TEA	0.24	540	0	0	340	80	120	0	0	0	0
AEON TEA KENYA	0.19	280	160	120	0	0	0	0	0	0	0
AL-KHALIFA	0.18	260	0	0	0	0	0	0	0	0	260
GOKALTRADING	0.14	200	200	0	0	0	0	0	0	0	0
APT COMMODITIES	0.11	160	0	0	0	0	0	0	160	0	0
AFRIBRIDGE TRADE	0.08	120	0	0	0	0	0	0	120	0	0
RIOTANA TRADING	0.07	100	0	0	0	0	100	0	0	0	0
TRUST TEA	0.07	100	0	0	0	0	100	0	0	0	0
BURALE CLEARING	0.06	80	0	0	0	0	0	0	0	0	80
MAYMUN	0.04	60	0	0	0	0	0	20	20	20	0
JAWAI TEA LIMITED	0.03	40	0	0	0	0	40	0	0	0	0
SUWAD ENTERPRISE	0.03	40	0	0	0	0	40	0	0	0	0
LUTEX LIMITED	0.01	20	0	0	0	0	20	0	0	0	0

Kilos Sold By Country - Sale no. 28 & Cumulative to date (2017 vs 2018)

	Current Sale 28/2018		Same Sale Last Year 28/2017		Year To Date Sale 01-28/2018		Last Year To Date Sale 01-28/2017	Variance 2018 vs 2017
	Pkgs	Kilos	Pkgs	Kilos	Pkgs	Kilos	Kilos	Kilos
KENYA	104,120	7,047,517.00	95,671	6,383,269.80	2,842,640	190,759,746.30	160,685,000.30	30,074,746
UGANDA	21,120	1,142,293.00	17,701	1,019,353.00	529,990	29,495,852.00	24,784,975.00	4,710,877
BURUNDI	3,239	204,122.00	3,000	192,672.00	77,967	4,946,303.00	4,807,319.00	138,984
TANZANIA	7,340	398,324.00	4,140	243,462.00	149,873	8,180,887.00	3,740,020.50	4,440,867
RWANDA	7,880	535,513.50	6,200	424,056.00	183,305	12,465,115.00	11,020,755.00	1,444,360
MALAWI							24,120.00	(24,120)
MADAGASCAR					260	14,248.00	55,540.00	(41,292)
MOZAMBIQUE	899	38,097.00	680	34,484.00	10,030	446,495.00	434,764.00	11,731
DR CONGO			60	3,564.00	2,280	144,248.00	365,216.00	(220,968)
ETHIOPIA					6,280	286,036.00	237,976.00	48,060
TOTALS:	144,598	9,365,866.50	127,452.0	8,300,860.80	3,802,625	246,738,930.30	206,155,685.80	40,535,185

Mombasa Auction - Historical Averages Comparative 2016 - 2018

SALE NO.	Av 2016	AV 2017	AV 2018	2018	2018	2018	2018	2018	2018	2018	2018	2018
				BP1	PF1	PD	D1	BP2	PF2	D2	FNGS	BMF
1	273	261	272	262	287	293	290	195	185	185	171	142
2	251	273	278	277	294	298	299	201	180	184	174	138
3	257	286	277	276	301	298	302	196	175	188	166	131
4	247	293	284	278	310	298	303	204	184	191	169	130
5	242	309	283	269	306	301	310	204	179	201	169	126
6	239	286	282	277	303	300	317	190	175	197	164	125
7	239	295	280	274	300	302	309	202	186	204	166	131
8	230	281	281	278	298	301	307	203	180	199	169	129
9	233	280	282	284	300	300	304	197	182	195	172	130
10	227	267	272	263	289	296	301	199	187	204	171	131
11	224	274	266	262	284	279	278	210	178	194	169	128
12	217	276	262	256	279	282	282	185	181	186	167	127
13	217	277	260	253	288	261	268	187	181	179	172	130
14	203	273	258	253	281	264	270	189	185	180	171	137
15	201	274	259	256	281	262	269	179	183	172	168	136
16	206	274	253	251	276	261	267	196	181	172	167	131
17	205	267	247	241	274	244	254	192	186	179	170	127
18	209	266	246	227	271	249	253	176	176	171	164	128
19	205	274	246	227	273	248	254	171	172	168	164	129
20	208	275	244	222	274	245	251	177	168	159	164	127
21	213	275	249	222	278	252	258	162	170	165	158	121
22	221	286	249	221	276	253	256	176	175	165	158	114
23	226	290	246	229	273	253	254	168	168	166	154	108
24	224	295	241	229	267	250	248	164	162	163	150	104
25	230	285	238	228	266	247	245	150	161	158	149	98
26	227	285	231	206	261	242	246	150	143	154	137	91
27	236	285	236	223	264	243	245	149	149	157	138	95
28	233	287	237	232	262	244	249	152	152	163	140	98
Average	227	280	259	248	282	270	273	183	174	178	162	122



**Actual Packages on offer for coming sale 29 of 16th & 17th July, 2018
(By Grade / by Country)**

	BP1	PF1	PD	DUST1	BP2	PF2	DUST2	FNGS	BMF	Total
KENYA	13,900	48,260	25,400	9,100	840	1,240	2,340	4,759	2,460	108,299
UGANDA	1,799	6,159	6,379	2,760	780	2,281	860	3,299	3,119	27,436
RWANDA	1,800	3,240	1,680	600	520	160	400	180	80	8,660
TANZANIA	380	1,940	940	360	80	100	120	260	420	4,600
BURUNDI	680	2,200	520	160	0	0	20	280	0	3,860
MOZAMBIQUE	0	0	0	0	0	0	140	160	520	820
MADAGASCAR	0	0	40	0	0	40	0	0	0	80
Total	18,559	61,799	34,959	12,980	2,220	3,821	3,880	8,938	6,599	153,755

**Upcoming Auction Offerings by Country
Sale no. 29 and 30/ 2018**

COUNTRY	Sale 29/ 2018 (Actual packages)		Sale 30/ 2018		VARIANCE
	Pkgs	Kgs	Pkgs	Kgs	Kgs
KENYA	108,299.00	7,170,230.00	101,518.00	6,837,883.00	332,347.00
UGANDA	27,436.00	1,596,948.00	28,630.00	1,583,561.00	13,387.00
RWANDA	8,660.00	592,260.00	8,239.00	558,874.00	33,386.00
BURUNDI	3,860.00	243,991.00	3,875.00	242,592.00	1,399.00
TANZANIA	4,600.00	265,996.00	3,100.00	162,737.00	103,259.00
MOZAMBIQUE	820.00	30,620.00	20.00	1,000.00	29,620.00
MADAGASCAR	80	4,304.00			4,304.00
TOTALS:	153,755.00	9,904,349.00	145,382.00	9,386,647.00	517,702.00

MAIN GRADE COMPARATIVE RANKINGS – SALE 28 2018

Mark	BP1				Mark	PF1				Mark	PD				Mark	DUST1			
	Pre	Lo	High	De		Prev	Low	Hig	Dev		Pre	Low	Hig	De		Prev	Lo	Hig	Dev
1 NYABIHU		354	380		NYABIHU	330	325	350	20	GACHARAGE	300	322	324	24	RUBAYA	318	327	340	22
2 RUBAYA	342	280	350	8	MUNUNGA	342	332	336	-6	KITABI	322	318	318	-4	KITABI		336	336	
3 GITUGI	322	325	341	19	KATHANGARIRI	330	322	332	2	KATHANGARIRI	306	310	314	8	GATHUTHI	322	325	325	3
4 KATHANGARIRI	327	336	340	13	KIMUNYE	324	322	330	6	THUMAITA	288	296	314	26	KIMUNYE	320	320	320	0
5 GITHONGO	320	326	338	18	GATHUTHI	334	325	326	-8	NJUNU	298	296	312	14	KATHANGARIRI	316	310	318	2
6 MUNUNGA	330	328	335	5	NJUNU	326	318	326	0	RUBAYA	300	311	311	11	GACHARAGE	294	306	310	16
7 KITABI	372	308	330	-42	RUKURIRI	330	320	324	-6	GATHUTHI	306	310	310	4	THUMAITA	286	292	310	24
8 RUKURIRI	318	318	330	12	KITABI	320	312	322	2	KIMUNYE	304	304	309	5	IMENTI	301	304	306	5
9 GACHARAGE	332	324	328	-4	KANGAITA	320	318	322	2	IKUMBI	300	292	308	8	KANYENYA	278	286	306	28
10 NJUNU	314	310	328	14	MUNGANIA	320	316	322	2	KAGWE	290	290	308	18	IKUMBI	290	284	304	14
11 IMENTI	326	300	325	-1	GITUGI	320	318	320	0	KAMBAA	304	300	308	4	KANGAITA	298	304	304	6
12 MUNGANIA	322	300	321	-1	IMENTI	319	310	318	-1	KANYENYA	288	300	308	20	MUNUNGA	294	298	304	10
13 KIMUNYE	308	308	310	2	NGERE	318	310	317	-1	MUNGANIA	298	308	308	10	NDARUGU	276	286	304	28
14 NGERE	312	310	310	-2	IKUMBI	318	309	314	-4	NDIMA	294	300	308	14	THETA	282	292	304	22
15 THETA	312	308	308	-4	GACHARAGE	328	310	312	-16	MAKOMBOKI	298	296	306	8	GATUNGURU	280	294	302	22
16 NSHILI KIVU		295	304		GITHAMBO	311	305	312	1	NGERE	290	290	306	16	KAGWE	288	293	300	12
17 GISOVU	276	299	299	23	KIEGOI	315	308	312	-3	KIRU	286	280	304	18	RUKURIRI	297	300	300	3
18 KANGAITA	274	288	298	24	KINORO	316	308	312	-4	GATUNGURU	288	302	302	14	GITUGI	294	298	298	4
19 KARONGI	315	295	295	-20	CHINGA	313	308	310	-3	IGEMBE	286	294	302	16	KINORO	284	286	298	14
20 MATAARA	266	260	294	28	GITHONGO	315	308	310	-5	MUNUNGA	298	296	302	4	MUNGANIA	294	294	298	4
21 GATHUTHI	296	292	292	-4	MAKOMBOKI	314	304	310	-4	RUKURIRI	298	296	302	4	NDIMA	290	290	298	8
22 WERU	262	268	290	28	NDIMA	317	310	310	-7	RAGATI	287	295	300	13	NGERE	290	290	298	8
23 CHEMOMI	274	240	289	15	KAGWE	314	306	308	-6	GITHONGO	288	294	300	12	MAKOMBOKI	288	292	296	8
24 KINORO	288	275	288	0	KAMBAA	315	306	308	-7	GITUGI	296	300	300	4	NDUTI	282	296	296	14
25 KIONYO	298	270	288	-10	KIONYO	315	300	308	-7	IRIAINI	288	292	300	12	RAGATI	285	292	294	9
26 KAGWE	270	275	287	17	THETA	312	300	308	-4	KINORO	288	290	300	12	KAMBAA	286	286	294	8
27 MUSHUBI		274	284		GATUNGURU	311	303	307	-4	KIONYO	288	296	300	12	KIRU	280	280	294	14
28 IRIAINI	276	282	284	8	KIRU	306	302	306	0	MATAARA	284	290	300	16	MATAARA		280	294	
29 KIEGOI	290	284	284	-6	THUMAITA	312	302	306	-6	NDARUGU	282	290	300	18	NJUNU	296	294	294	-2
30 OLENG	279	262	282	3	RUBAYA	308	300	305	-3	THETA	284	300	300	16	GISOVU		293	293	
31 GATUNGURU	274	276	282	8	NDUTI	312	303	305	-7	IMENTI	294	295	299	5	KIEGOI	278	286	292	14
32 MATA	287	276	280	-7	WERU	306	300	304	-2	GITHAMBO	282	280	298	16	KIONYO	280	290	292	12
33 GITHAMBO	277	280	280	3	IRIAINI	307	300	303	-4	KANGAITA	294	296	298	4	GITHAMBO	276	279	289	13
34 IGEMBE	256	280	280	24	RAGATI	311	300	302	-9	NDUTI	288	298	298	10	IRIAINI	276	275	288	12
35 KANYENYA	271	262	278	7	MATAARA	306	293	302	-4	WERU	282	280	290	8	MOMUL	278	280	287	9
36 CHINGA	264	275	275	11	NDARUGU	304	300	302	-2	KIEGOI	284	284	288	4	GITHONGO	280	286	286	6
37 KAMBAA	260	270	274	14	MATA	290	286	300	10	MICHI	284	280	286	2	IGEMBE	270	286	286	16
38 NDIMA	260	258	272	12	IGEMBE	302	299	299	-3	MOMUL	272	276	286	14	MUSHUBI		285	285	
39 MULINDI	225	220	270	45	GATARE	298	286	298	0	CHINGA	288	282	285	-3	MICHI	265	270	284	19
40 RAGATI	276	270	270	-6	GISAKURA	290	290	296	6	OLENG	280	270	280	0	CHINGA	277	280	282	5
41 NDARAWETTA	267	244	269	2	RUTSIRO		288	296		GACHEGE	279	278	280	1	CHEMOMI	280	282	282	2
42 IKUMBI	265	266	268	3	MOMUL	294	292	294	0	GATARE	270	279	279	9	MATA	274	278	281	7
43 NDARUGU	268	245	268	0	KANYENYA	298	294	294	-4	KARONGI	275	279	279	4	KAMARYA		280	280	
44 RUKERI	264	268	268	4	GACHEGE	300	290	290	-10	NSHILI KIVU	274	276	277	3	MUGANZA-KIVU		280	280	
45 MICHI	240	264	264	24	NYANKOBA	290	280	290	0	MUGANZA-KIVU		276	277		WERU	274	280	280	6
46 MOMUL	249	242	263	14	SANGANYI	290	286	290	0	GISOVU	278	275	275	-3	GACHEGE	270	279	279	9
47 NDUTI	262	263	263	1	SHAGASHA	278	278	288	10	MUSHUBI		274	274		KARONGI	282	276	276	-6
48 MAKOMBOKI	250	262	262	12	SIONGO	288	282	288	0	SHAGASHA	269	267	274	5	GISAKURA	272	274	274	2
49 NYANKOBA	252	262	262	10	MUSHUBI		280	286		MATA	274	270	270	-4	TIRGAGA	272	273	273	1
50 SIONGO	244	258	261	17	GIANCHORE	282	276	286	4	NYANKOBA	270	260	268	-2	SANGANYI	278	270	270	-8
51 GISAKURA	260	260	260	0	MICHI	288	280	284	-4	SIONGO	264	266	268	4	TEZA	268	268	270	2
52 KAMARYA	238	242	260	22	GISOVU	290	280	282	-8	IJENDA	264	262	266	2	NYANKOBA	266	268	268	2
53 GIANCHORE	244	230	258	14	NSHILI KIVU	282	276	282	0	SANGANYI	270	260	266	-4	MULINDI	260	256	266	6
54 KIRU	256	250	256	0	OLENG	273	270	280	7	GISAKURA	269	264	264	-5	IJENDA	266	266	266	0
55 SANGANYI	246	238	256	10	KARONGI	282	274	278	-4	CYOHOKA	252	264	264	12	MOGOGO	264	264	264	0
56 PFUNDA	230	246	246	16	TIRGAGA	278	270	278	0	KAMARYA	254	254	262	8	KAPKATET	264	262	264	0
57 SHAGASHA	254	232	241	-13	MULINDI	269	268	275	6	MOGOGO	260	255	260	0	GIANCHORE	254	263	263	9
58 CYOHOKA		240	240		RUKERI	256	275	275	19	CHEMOMI	259	256	260	1	RWEGURA		263	263	
59 RWEGURA	192	195	236	44	PFUNDA	272	272	274	2	GIANCHORE	260	257	260	0	SIONGO	272	263	263	-9
60 TIRGAGA	228	224	234	6	MOGOGO	272	266	272	0	MOTIGO	252	247	260	8	MOKAMA	261	257	262	1

61	MWAMU	214	222	234	20	CYOHOHA	255	272	272	17	MOKAMA	256	250	256	0	MUDETE	262	260	262	0
62	KAPKO	210	216	230	20	MWAMU	278	262	270	-8	TEGAT	250	248	256	6	KAPKO	253	256	260	7
63	SIRET	240	230	230	-10	OGEMBO	276	266	270	-6	MULINDI	250	245	254	4	KARIRANA	256	256	260	4
64	KEPCHOMO	234	222	230	-4	NYAMACHE	260	260	269	9	TIRGAGA	262	249	254	-8	MOTIGO	262	260	260	-2
65	MOKAMA	236	224	230	-6	CHEMOMI	266	266	268	2	MWAMU	254	250	253	-1	OGEMBO	262	258	260	-2
66	MARAMBA	208	214	228	20	KAPKATET	273	260	268	-5	TEZA	254	250	252	-2	CHEBUT	254	251	258	4
67	REYNA	212	228	228	16	MOTIGO	274	260	268	-6	TOMBE	253	248	252	-1	BOITO	258	257	257	-1
68	BOITO	212	210	228	16	TOMBE	273	262	268	-5	TOROR	252	248	252	0	LITEIN	256	252	257	1
69	KEBIRIGO	212	220	228	16	MUDETE	268	263	267	-1	BOITO	250	249	251	1	TOMBE	256	257	257	1
70	LITEIN	212	218	228	16	ITUMBE	260	264	266	6	KARIRANA	250	239	250	0	SIRET	247	256	256	9
71	SOKOT	210	228	228	18	KAMARYA	266	260	266	0	EBEREGE	249	245	249	0	TEGAT	254	255	256	2
72	KAPSET	210	219	227	17	MOKAMA	268	260	266	-2	KAPKATET	260	245	249	-11	KEBIRIGO	252	254	255	3
73	EMROK	219	208	226	7	EBEREGE	258	258	264	6	KEBIRIGO	250	245	249	-1	MWAMU	255	254	254	-1
74	KIBWARI	226	226	226	0	CHELAL	263	256	262	-1	KIP KOIMET	252	249	249	-3	KAPTUMO	253	253		
75	MOTIGO	214	220	225	11	KEBIRIGO	265	260	262	-3	MUDETE	259	249	249	-10	NYAMACHE	252	253	253	1
76	OGEMBO	244	222	224	-20	TEZA	257	251	262	5	KAPKO	250	247	248	-2	KAPSET	256	245	252	-4
77	TAITO	216	208	224	8	BOITO	260	255	261	1	KAPSARA	248	248	248	0	KEPCHOMO	250	246	252	2
78	CHELAL	212	218	222	10	CHEBANGO	252	254	260	8	KAPTUMO	248	242	248	0	ITUMBE	250	250		
79	TOROR	210	218	222	12	RWEGURA	259	255	260	1	OGEMBO	254	248	248	-6	SOKOT	250	250	250	0
80	EBEREGE	212	220	220	8	TEGAT	257	250	260	3	ROROK	252	245	248	-4	EBEREGE	247	248	248	1
81	ITUMBE	210	220	220	10	TOROR	261	255	260	-1	ITUMBE	248	245	247	-1	TOROR	252	245	247	-5
82	KAPTUMO	209	208	220	11	KAPTUMO	256	257	258	2	LITEIN	252	245	247	-5	KOBEL	244	244	246	2
83	NYAMACHE	210	220	220	10	LITEIN	259	256	258	-1	CHEBUT	246	242	245	-1	KIBWARI	250	246	246	-4
84	TEZA	247	215	220	-27	CHEBUT	256	253	257	1	CHELAL	251	245	245	-6	KAPSARA	245	245		
85	KAPSARA	207	219	219	12	KAPKO	256	250	256	0	KAPSET	249	245	245	-4	DL TEAS	241	230	241	0
86	MASINGI	211	219			KAPSARA	250	250	256	6	NYAMACHE	250	245	245	-5	TAITO	246	240	240	-6
87	TOMBE	210	217	219	9	KAPSET	255	255	255	0	RWEGURA	256	245	245	-11	REYNA	240	238	238	-2
88	CHEBUT	207	218	218	11	MANARET	258	244	254	-4	KOBEL	244	242	244	0	KAPCHORUA	238	238	238	0
89	ROROK	212	210	217	5	ROROK	255	252	254	-1	SIRET	242	238	242	0	MBOGO TEA	238	236	236	-2
90	IJENDA	215	214	216	1	MBOGO TEA	260	240	252	-8	CHEBANGO	245	241	242	-3	MARAMBA	240	234	234	-6
91	KAPKATET	210	216	216	6	IJENDA	260	245	252	-8	SOKOT	244	240	242	-2	KAIMOSI	236	234	234	-2
92	KOBEL	207	204	214	7	KEPCHOMO	250	250	252	2	PFUNDA	240	240	240	0	MABROUKIE	230	230		
93	MOGOGO	212	212	214	2	KOBEL	246	242	251	5	KIPCHABO	244	240	240	-4	SITOI	234	228	228	-6
94	TEGAT	212	212	214	2	SOKOT	254	249	251	-3	NDARAWETTA	244	238	240	-4	CHANGOI	232	226	228	-4
95	MBOGO TEA	204	212	212	8	BONDET	247	248	250	3	EMROK	238	236	238	0	TINDERET	228	227	228	0
96	KARIRANA	210	210	210	0	KARIRANA	250	236	250	0	KEPCHOMO	241	236	238	-3	ARROKET	230	227	227	-3
97	DL TEAS	205	210	210	5	SIRET	257	248	250	-7	TAITO	244	238	238	-6	METTARORA	230	227	227	-3
98	KIPCHABO	184	202	202	18	KIBWARI	260	250	250	-10	BONDET	239	236	236	-3	KORUMA	221	215	226	5
99	CHEBANGO	202	195	200	-2	MABAYI	256	248	250	-6	MBOGO TEA	240	232	236	-4	MANARET	236	226	226	-10
100	TORA	199	187	197	-2	MASINGI	244	246	250	6	DL TEAS	241	232	235	-6	KAYONZA	226	226		
101	KIPTAGICH	188	188			KIPCHABO	248	245	247	-1	MARAMBA	239	230	234	-5	JAMJI	221	224	224	3
102	NGORONGO	186	186			NDARAWETTA	248	242	246	-2	REYNA	240	234	234	-6	SETYON	230	222	224	-6
103	KEBEN	184	184			TORA	245	243	243	-2	KAPCHORUA	241	234	234	-7	IGARA	220	222	222	2
104	KIPSINENDE	165	174	182	17	KAPCHORUA	237	240	241	4	MANARET	236	230	232	-4	SAPTET	217	221	221	4
105	SIOMO	190	150	180	-10	REYNA	235	220	240	5	NGORONGO	240	230	232	-8	ELGON TEA	219	220	220	1
106	KIPKEBE	164	176	176	12	DL TEAS	246	234	240	-6	TINDERET	230	230	232	2	KIBENA	220	220		
107	KAYONZA	168	170	170	2	SIOMO	254	234	240	-14	SITOI	233	225	231	-2	KIPKEBE	228	220	220	-8
108	CUPATEA	165	165			EMROK	238	228	238	0	METTARORA	229	224	230	1	KIPTAGICH	218	217	220	2
109	TILYA	162	160	160	-2	KAIMOSI	240	238	238	-2	SETYON	236	228	230	-6	TINET	222	219	219	-3
110	CHIMCHIM	140	154			TAITO	240	238	238	-2	CHANGOI	231	230	230	-1	TAGABI	220	218	218	-2
111	MUGOMA	125	144	144	19	TINDERET	225	234	234	9	KAIMOSI	237	230	230	-7	MUZIZI	219	217	217	-2
112	ITONA	120	128	138	18	CUPATEA	204	215	233	29	KERITOR	232	230	230	-2	LELAGOIN	215	214	216	1
113	IGARA	136	130	134	-2	MARAMBA	228	222	232	4	KIBWARI	240	230	230	-10	KIPSINENDE	218	215	215	-3
114	KIKO	120	132			CHANGOI	228	232	232	4	ARROKET	232	226	228	-4	MUGOMA	216	214	214	-2
115	KIBENA	122	124	128	6	SETYON	225	228	230	5	ELGON TEA	220	228	228	8	NYAMBYA	212	212		
116	KIJURA	114	120	128	14	NJERU	254	230	230	-24	SIOMO	231	222	228	-3	KAISUGU	216	210	210	-6
117	NYAMBYA	128	128			ELGON TEA	226	220	228	2	KAYONZA	225	226	226	1	KELUNET	210	210	210	0
118	KASAKU	110	126			SAPTET	216	228			KELUNET	218	202	224	6	KABIANGA	210	210		
119	SWAZI	118	124	124	6	ARROKET	218	214	225	7	KIBENA	221	218	224	3	TILYA	220	210	210	-10
120	IKANGA	110	112	122	12	SITOI	218	215	225	7	KIPKEBE	229	220	224	-5	SWAZI	208	208	208	0

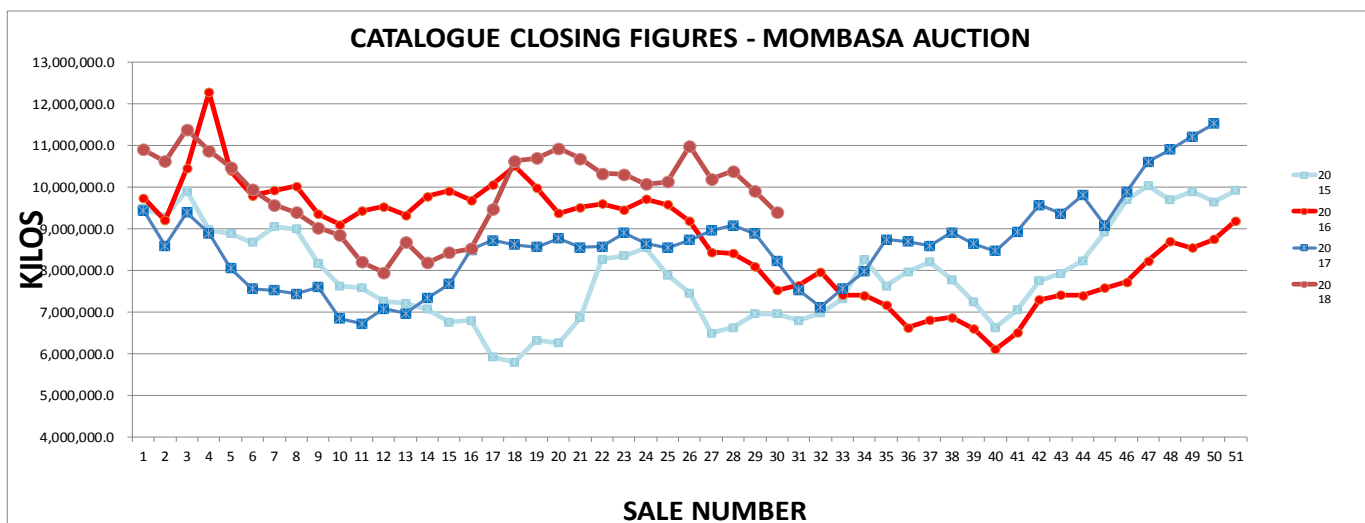
121 KIGEZI HIGHLAND	120	120		METTARORA	216	220	224	8	KIPTENDEN	222	224	224	2	CHIMCHIM	208	207	207	-1	
122 LIVINGSTONIA	120	120		KERITOR	220	224	224	4	SISIBA	229	224	224	-5	GLOBAL VILLAGE	198	195	195	-3	
123 ARC MOUNTAIN	118	115	119	1	TILUET		224	224	KIPTAGICH	219	222	222	3	LIVINGSTONIA		195	195		
124 RUSEKERE	114	118	118	4	KAISUGU		210	222	KIGEZI HIGHLAN	210	216	222	12	KAKONDE	192	190	190	-2	
125 DINDIRA	119	116	116	-3	NGORONGO	222	200	222	0	TILYA	228	215	221	-7	ANKOLE	189	186	186	-3
126 ANKOLE	118	116	116	-2	CHEMAMUL	208	212	222	14	LELAGOIN	224	206	220	-4	BUGAMBE	200	180	182	-18
127 BUZIRASAGAM/	120	116	116	-4	KAPSONGOI	208	222	222	14	MUGOMA	216	216	220	4	ARC MOUNTAIN		181	181	
128 BWINDI		116	116		KAYONZA	214	216	222	8	TINET	220	219	220	0	IKANGA	174	158	178	4
129 SALAMA		115	115		CHIMCHIM	202	210	219	17	IGARA		216	220		BUZIRASAGAMA		175	175	
130 KIAMARA	112	114	114	2	KIPTENDEN	210	216	216	6	KAPSONGOI	226	220	220	-6	KIJURA	166	160	172	6
131 MITYANA	114	112	112	-2	KIPSINENDE	220	215	216	-4	MATUTA	222	220	220	-2	KIKO	168	160	168	0
132 MUNOBWA	112	110	112	0	KELUNET	200	206	215	15	TILUET	220	220	220	0	MWENGE	172	100	166	-6
133 TORO	112	112	112	0	KIPKEBE	208	215	215	7	SAPTET	221	219	219	-2	DINDIRA	163	164	164	1
134 MWENGE	116	108	110	-6	SISIBA	215	215	215	0	KIPSINENDE	219	215	219	0	NAMAYIBA	160	158	158	-2
135 NAMAYIBA	112	108	108	-4	TILYA	200	213	215	15	CHEMAMUL	222	216	218	-4	NGOINA		110	152	
136 CHIVANJEE	110	105	105	-5	LELAGOIN	201	197	212	11	CUPATEA	220	215	217	-3	KIAMARA	168	150	152	-16
137 MWERA	100	100	100	0	TOIYOI	220	210	212	-8	MUZIZI	222	217	217	-5	RUSEKERE	164	150	150	-14
138 ARROKET					KIBENA	204	206	210	6	KAISUGU	215	204	214	-1	MABALE		143	143	
139 BONDET					IGARA	202	194	210	8	NYAMBYA		212	212		MUNOBWA	146	135	139	-7
140 BUGAMBE					KABIANGA	202	208	210	8	SAKAWA	218	210	210	-8	KASAKU		135	135	
141 BUHWEJU					MOGENI	210	196	208	-2	BWINDI	208	206	210	2	KIGUMBA		135	135	
142 CHA MURRECE					ITONA	206	170	204	-2	KABIANGA	220	210	210	-10	MITYANA	159	135	135	-24
143 CHA ST.ANTONIO					NYARINDA		200	202		KYAMUHUNGA	206	208	210	4	TORO	132	114	114	-18
144 CHEBOSWA					KIGEZI HIGHLAN	186	185	196	10	ITONA	200	208	208	8	BONDET				
145 ELGON TEA					BUHWEJU	180	180	193	13	BUHWEJU	195	200	206	11	BUHWEJU				
146 GATARE					KYAMUHUNGA		170	186		SWAZI	207	200	202	-5	CHA MURRECE				
147 HERKULU					MUFINDI	176	180	186	10	CHIMCHIM	208	190	201	-7	CHA ST.ANTONIO				
148 JAMJI					BUGAMBE		180	180		MAGURA	198	190	198	0	CHEBOSWA				
149 K AISUGU					SAKAWA	185	175	180	-5	KAKONDE	192	190	192	0	CUPATEA				
150 KAPTIE					MAGURA		176	176		GLOBAL VILLAC	192	185	187	-5	EMROK				
151 KARAMBI					NYAMBYA	168	160	172	4	MOGENI	185	185	187	2	GATARE				
152 KELUNET					LIVINGSTONIA	165	170	170	5	NYARINDA	187	185	187	0	HERKULU				
153 KIPTENDEN					KIJURA	156	150	168	12	BUZIRASAGAM	182	165	172	-10	KAPTIE				
154 KOIWA					BWINDI		156	166		ARC MOUNTAIN		170	170		KARAMBI				
155 KORUMA					MUZIZI	176	165	165	-11	BUGAMBE	175	170	170	-5	KIPTENDEN				
156 LELAGOIN					RUSEKERE	140	162	164	24	NAMAYIBA	150	166	166	16	KOIWA				
157 MABROUKIE					ARC MOUNTAIN		155	163		ANKOLE	160	160	166	6	MONTE BRANCO				
158 MANARET					SWAZI	170	160	160	-10	MWENGE	158	160	162	4	NGORONGO				
159 METTARORA					DINDIRA	155	155	157	2	DINDIRA	161	160	161	0	NSHILI KIVU				
160 MONTE BRANCO					MUNOBWA	145	130	156	11	IKANGA	162	150	160	-2	OLENG				
161 NGOINA					BUZIRASAGAMA	145	130	154	9	RUSEKERE	160	145	150	-10	PFUNDA				
162 RUTSIRO					IKANGA	158	144	152	-6	KIAMARA	168	140	145	-23	RUTSIRO				
163 SAKAWA					KIGUMBA	136	130	138	2	SALAMA		141	141		SAKAWA				
164 SAPTET					NAMAYIBA	128	134	134	6	KIKO	155	140	140	-15	SHAGASHA				
165 SETYON					CHIVANJEE	138	128	134	-4	KASAKU		135	135		BWINDI				
166 SITOI					KIKO	140	130	130	-10	KIGUMBA	137	135	135	-2	CHEBANGO				
167 TAGABI					SALAMA		130	130		MUNOBWA	140	130	135	-5	CHELAL				
168 TINET					KIAMARA	134	120	126	-8	MITYANA	140	127	127	-13	CHEMAMUL				
169 CHANGOI					MWENGE	120	122	122	2	MABALE	114	114	120	6	CHIVANJEE				
170 CHEMAMUL					MABALE	127	115	119	-8	CHA MURRECE					CYOHOHA				
171 GACHEGE					KARAMBI	114	108	116	2	CHA ST.ANTONIO					HIMA				
172 GLOBAL VILLAGE TEA					KAHUNA		114	116		CHEBOSWA					ITONA				
173 HIMA					MITYANA	114	107	116	2	HERKULU					KAHUNA				
174 KABIANGA					HERKULU	120	108	112	-8	JAMJI					KAPSONGOI				
175 KAHUNA					TORO	114	110	110	-4	KAPTIE					KEBEN				

SECONDARY GRADES

Mark	BP/2			Mark	PF/2			Mark	DUST/2			Mark	FNGS/1/2			Mark	BMF				
	Prev	Low	High		Prev	Low	High		Prev	Low	High		Prev	Low	High		Pre	Low	High		
1	RUBAYA		248	252	NSHLI KIVU	264	270	270	KITABI	250	250	303	303	NYABIHU	240	280	280	GISOVU	126	147	147
2	KITABI	234	239	243	MATA	252	255	257	NSHLI KIVU	250	285	285	285	KITABI	244	254	268	NDARAWETTA	146	135	135
3	NYABIHU	228	224	236	MULINDI	254	252	256	MATA	269	279	279	279	GATARE	212	232	232	SIRET	112	122	122
4	GATARE		228	228	GISAKURA	242	240	244	KATHANGARIRI		264	264	264	KARONGI	234	227	232	KEPCHOMO		122	122
5	NSHLI KIVU		226	226	KINIHIRA	225	234	234	RUBAYA	280	258	258	258	MATA	224	224	224	CHEMOMI	100	118	118
6	MATA	222	216	222	KAYONZA	215	218	220	GATARE	246	257	257	257	MUSHUBI	210	212	212	GISAKURA		117	117
7	KARONGI	215	210	210	MANARET	210	216	216	MULINDI	240	182	254	254	CHEBANGO	205	205	206	KIBENA	116	114	116
8	GISAKURA	207	209	209	MARAMBA	185	205	215	MICHI	230	238	248	248	RWEGURA	184	180	195	REYNA	106	116	116
9	PFUNDA	200	200	200	MBOGO TEA	210	198	205	MUSHUBI		245	245	245	OLENG	183	193	194	TAITO	98	116	116
10	SHAGASHA		199	199	NDARAWETTA	186	190	202	GITHONGO		244	244	244	NJUNU	166	194	194	MARAMBA	106	110	115
11	CHEBANGO	177	162	162	ELGON TEA	190	190	190	THUMAITA		238	238	238	KINORO	166	178	193	MANARET	110	105	114
12	MBOGO TEA		146	158	SIOMO	190	188	188	GISOVU	225	236	236	236	MUNUNGA	175	193	193	KIPTAGICH	107	105	112
13	KARIRANA	145	142	142	KORUMA	184	184	184	RUKERI	240	235	235	235	WERU	170	182	193	ELGON TEA	108	110	110
14	CHEBOSWA	135	130	138	KERITOR	158	160	160	MUNUNGA		220	220	220	GISAKURA	192	192	192	KIGEZI HIGHLAN	110	110	110
15	IGARA	130	128	132	BUHWEJU	159	159	159	IMENTI		218	218	218	KIMUNYE	168	170	192	MWENGE	108	104	110
16	JAMJI	124	120	125	KYAMUHUNGA	150	146	154	SWAZI	200	213	213	213	KAMBAA	192	191	191	ANKOLE	106	100	107
17	MUGOMA		125	125	TILYA	147	153	153	KIONYO	210	210	210	210	KATHANGARIRI	192	191	191	SAKAWA	106	104	106
18	KORUMA	124	122	122	KIPSINENDE	137	146	146	KAMARYA		208	208	208	MULINDI	192	175	188	SITOI		106	106
19	NGORONGO	126	120	122	ARC MOUNTAIN	142	142	142	MWAMU	192	208	208	208	RUKURIRI	178	186	188	TAGABI	104	106	106
20	TAGABI	124	120	120	KAPTIENT	135	139	139	NDARAWETTA	175	189	199	199	TORA	198	165	187	KAMARYA		106	106
21	KIKO		118	118	MAGURA	130	138	138	KIMUNYE	184	188	194	194	GACHARAGE	176	186	186	KIPCHABO	90	104	106
22	CHIMCHIM		115	115	RUSEKERE	156	135	135	MANARET	184	188	192	192	KAMARYA	184	184	184	LUWALA		100	106
23	MUZIZI		111	111	GLOBAL VILLAGE	142	135	135	RAGATI	190	190	190	190	GATUNGURU	165	182	182	MAGURA	96	106	106
24	BUHWEJU	106	108	108	DINDIRA	142	134	134	SHAGASHA	244	190	190	190	MOTIGO	163	138	182	SOKOT	104	106	106
25	KJURA	108	106	106	KJURA	134	129	133	KAISUGU	166	134	188	188	SHAGASHA	176	180	180	BUGAMBE	114	103	105
26	LUWALA	90	106	106	NAMAYIBA	128	130	132	KIPTAGICH	182	164	188	188	THUMAITA	175	170	178	JAMJI	110	102	105
27	ARC MOUNTAIN	116	105	105	ANKOLE	126	130	132	TAITO		186	186	186	NGERE	160	150	177	EMROK		104	104
28	MABALE	106	102	104	BWINDI	130	126	132	BUZIRASAGAMA	186	175	181	181	KEPCHOMO	175	175	175	KORUMA	104	104	104
29	KWAMKORO		100	100	BUGAMBE	142	130	130	SETYON	150	130	180	180	KIPTAGICH	164	158	174	MBOGO TEA	104	104	104
30	BWINDI		98	98	KIGEZI HIGHLAND	142	130	130	KIEGOI		180	180	180	KAYONZA	179	125	174	NGORONGO	101	104	104
31	MWERA		90	96	MUNOBWA	120	126	130	KIPCHABO	160	180	180	180	MBOGO TEA	161	155	173	DL TEAS	106	100	104
32	ARROKET				NYAMBYA	130	130	130	CHEBANGO	160	172	172	172	IJENDA	179	167	171	IGARA	110	102	104
33	BUGAMBE				MITYANA	118	128	128	NYAMBYA		170	172	172	CHINGA	170	170	170	KIKO	108	104	104
34	CHA MURRECE				KIAMARA	128	127	127	BOITO	158	170	170	170	MICHI	170	160	170	KIPSINENDE	94	104	104
35	CHA ST.ANTONIO				KAKONDE	125	125	125	KABIANGA		170	170	170	GATHUTHI	171	170	170	KYAMUHUNGA	108	104	104
36	CHINGA				MWENGE	123	120	124	KERITOR	145	170	170	170	GITHONGO	160	170	170	MUZIZI	110	104	104
37	CUPATEA				KIGUMBA	130	120	120	MOTIGO	164	160	168	168	IMENTI	172	170	170	SETYON	112	103	103
38	DINDIRA				LUWALA	120	120	120	SAKAWA	162	130	164	164	KANGAITA	162	170	170	NAMAYIBA	100	102	102
39	ELGON TEA				MABALE	108	104	110	KAYONZA	162	163	163	163	NDARAWETTA	170	170	170	ITONA	102	102	102
40	EMROK				MWERA	110	110	110	GATUNGURU		162	162	162	MAKOMBOKI	165	165	165	KAYONZA	102	102	102
41	GISOVU				TORO	92	105	107	KAPSARA		160	160	160	NDUTI	158	165	165	GLOBAL VILLAGE	95	98	101
42	HERKULU				ARROKET				KJURA	141	158	160	160	GITHAMBO	162	162	162	DINDIRA	94	90	100
43	KAISUGU				CHA MURRECE				CHEBOSWA		155	155	155	MANARET	162	160	160	KARIRANA	102	100	100
44	KAPKO				CHA ST.ANTONIO				HIMA		154	154	154	MOMUL	167	160	160	MONTE BRANCO		100	100
45	KAPTIENT				CHEBOSWA				REYNA		152	152	152	KIONYO	169	160	160	KABIANGA	109	100	100
46	KELUNET				CHIMCHIM				MWENGE	144	152	152	152	NYANKOBA	168	160	160	KAKONDE	90	100	100
47	KIBENA				CHINGA	140	148	150	MBOGO TEA	140	148	150	150	THETA	160	160	160	MITYANA	98	100	100
48	KIPTAGICH				CUPATEA	140	116	146	MAGURA	140	116	146	146	TOYOI	160	160	160	MUFINDI	100	100	100
49	KOBEL				EMROK	160	145	145	MOKAMA	160	145	145	145	SITOI	148	158	158	ARC MOUNTAIN	98	96	98
50	KOIWA				GATARE				NYARINDA		145	145	145	KABIANGA	140	158	158	BUHWEJU	92	98	98
51	MANARET				GISOVU	146	144	144	KOIWA	146	144	144	144	CHEBUT	147	150	157	CHIVANJEE	98	98	98
52	MARAMBA				HERKULU	160	144	144	GACHEGE	160	144	144	144	KAPTUMO	150	150	155	KIAMARA	96	98	98
53	METTARORA				JAMJI	133	142	142	KIPSINENDE	133	142	142	142	KEBRIGO	152	145	155	SWAZI	90	98	98
54	MICHI				KAISUGU	138	140	140	KIGUMBA	138	140	140	140	KIRU	162	150	155	TILYA	92	97	97
55	MOGOGO				KAPKO	150	139	139	MARAMBA	150	139	139	139	MUDETE	155	148	155	RUSEKERE	92	96	96
56	MOMUL				KARIRANA	128	138	138	MUNOBWA	128	138	138	138	NDARUGU	155	155	155	KJURA	92	92	96
57	MONTE BRANCO				KARONGI				NYAMACHE		137	137	137	SANGANYI	155	155	155	MAHENYE		94	96
58	MULINDI				KELUNET	138	130	136	DL TEAS	138	130	136	136	SIONGO	162	155	155	NYAMBYA		96	96
59	MUSHUBI				KIBENA	130	136	136	IGARA	130	136	136	136	GIANCHORE	150	152	152	LIVINGSTONIA	98	95	95
60	NAMAYIBA				KIPTAGICH				KOBEL		135	135	135	RAGATI	156	150	150	HIMA	100	92	92
61	OLENG				KITABI	125	132	134	EMROK	125	132	134	134	SETYON	165	150	150	CHA ST.ANTONIO		87	90
62	RAGATI				KOBEL	140	134	134	ANKOLE	140	134	134	134	IRIAINI	150	150	150	MABALE	75	74	88
63	REYNA				KOIWA	123	132	132	JAMJI	123	132	132	132	KANYENYA	150	150	150	HERKULU	80	80	80
64	RUSEKERE				METTARORA	124	132	132	NGORONGO	124	132	132	132	TOMBE	152	150	150	MWERA	84	78	80
65	SAKAWA				MICHI	120	120	132	SIOMO	120	120	132	132	TIRGAGA	140	149	149	TORO	70	70	70
66	SETYON				MOGOGO	124	124	130	KIBENA	124	124	130	130	KOBEL	145	140	145	ARROKET			
67	SIRET				MOMUL	126	125	125	MUGOMA	126	125	125	125	MOGOGO	150	145	145	CHA MURRECE			
68	SITOI				MONTE BRANCO	121	122	123	ARC MOUNTAIN	121	122	123	123	BOITO	150	144	145	CHEBOSWA			
69	TIRGAGA				MUGOMA	115	116	122	DINDIRA	115	116	122	122	MWAMU	150	140	145	CHIMCHIM			
70	ANKOLE				MUSHUBI	120	120	120	TILYA	120	120	120	120	ROROK	140	140	145	CHINGA			
71	BOITO				NGORONGO	114	114	118	TORO	114	114	118	118	KERITOR	136	144	144	CUPATEA			
72	BUZIRASAGAMA				OLENG				MONTE BRANCO		112	116	116	LITEIN	151	140	144	GATARE			
73	CHEBUT				PFUNDA				CYOHOKA	112	11										

CATALOGUE CLOSING FIGURES – 2017 Vs 2018

Sale No.	2015		2016		2017		2018		Differencial 2018 Vs. 2017	
	Pkgs	Kilos	Pkgs	Kilos	Pkgs	Kilos	Pkgs	Kilos	Pkgs	Kilos
1	147,165	9,493,191.5	148,451	9,735,654.5	145,178	9,437,045.5	170,026	10,902,243.0	24,848	1,465,197.5
2	143,751	9,289,282.5	139,820	9,199,450.0	140,125	8,593,123.5	165,456	10,623,001.0	25,331	2,029,877.5
3	154,710	9,906,594.5	159,276	10,449,664.5	144,994	9,386,541.5	179,439	11,385,435.0	34,445	1,998,893.5
4	139,364	8,971,223.5	188,659	12,275,549.0	138,097	8,890,671.5	168,997	10,873,246.0	30,900	1,982,574.5
5	138,215	8,882,666.0	159,398	10,393,542.0	124,938	8,054,484.0	162,594	10,480,140.0	37,656	2,425,656.0
6	139,078	8,676,309.0	150,152	9,801,201.0	117,320	7,562,742.7	153,970	9,941,178.0	36,650	2,378,435.3
7	141,725	9,054,005.0	153,397	9,915,132.0	116,361	7,518,587.5	148,003	9,566,966.0	31,642	2,048,378.5
8	140,360	8,991,608.0	154,458	10,019,049.5	115,356	7,439,711.0	144,742	9,391,252.0	29,386	1,951,541.0
9	126,137	8,162,828.5	143,119	9,357,930.0	117,140	7,597,207.0	139,959	9,020,760.0	22,819	1,423,553.0
10	118,447	7,624,848.5	139,747	9,097,239.0	105,840	6,845,830.5	137,540	8,841,378.0	31,700	1,995,547.5
11	116,156	7,582,902.0	144,515	9,424,673.5	103,585	6,720,482.5	126,153	8,199,578.0	22,568	1,479,095.5
12	111,457	7,253,148.5	145,973	9,530,611.0	108,818	7,078,896.5	122,280	7,950,062.0	13,462	871,165.5
13	111,260	7,213,322.0	142,210	9,321,487.0	106,738	6,966,532.5	133,419	8,686,279.0	26,681	1,719,746.5
14	108,238	7,068,589.0	150,415	9,774,359.5	111,839	7,331,690.5	126,598	8,187,381.0	14,759	855,690.5
15	103,540	6,756,161.5	151,648	9,914,957.5	117,718	7,672,851.0	129,007	8,426,139.0	11,289	753,288.0
16	103,558	6,793,729.5	147,839	9,679,159.0	130,737	8,495,693.0	130,302	8,519,375.0	- 435	23,682.0
17	91,359	5,913,640.0	153,600	10,060,731.0	133,590	8,719,546.0	144,877	9,463,195.0	11,287	743,649.0
18	88,870	5,793,234.0	151,268	10,502,473.0	132,188	8,612,581.5	161,933	10,628,353.0	29,745	2,015,771.5
19	97,877	6,325,414.5	152,683	9,983,086.0	131,831	8,558,320.5	163,252	10,697,939.0	31,421	2,139,672.5
20	95,917	6,255,617.5	142,133	9,369,893.0	134,729	8,763,410.0	167,272	10,932,188.0	32,543	2,168,778.0
21	105,301	6,860,389.0	144,104	9,509,564.0	131,634	8,550,796.0	163,267	10,680,522.0	31,633	2,129,726.0
22	126,760	8,271,169.5	146,216	9,600,156.0	131,700	8,572,204.0	158,259	10,326,586.0	26,559	1,754,382.0
23	128,075	8,350,540.0	143,286	9,455,061.0	137,700	8,897,500.0	158,710	10,310,596.0	21,010	1,413,096.0
24	132,269	8,542,152.5	148,330	9,714,505.0	132,606	8,644,644.0	156,160	10,069,790.0	23,554	1,425,146.0
25	122,540	7,885,358.5	146,750	9,575,912.5	130,856	8,539,642.0	158,268	10,130,119.0	27,412	1,590,477.0
26	115,820	7,454,433.5	140,955	9,185,569.0	134,420	8,734,861.0	172,659	10,990,667.0	38,239	2,255,806.0
27	103,079	6,497,391.0	128,199	8,441,443.0	137,592	8,961,409.0	157,618	10,195,939.0	20,026	1,703,530.0
28	104,121	6,623,266.0	129,427	8,405,546.0	139,587	9,082,566.0	161,018	10,378,590.0	21,431	1,296,024.0
29	108,008	6,955,793.5	124,024	8,100,347.0	136,100	8,885,641.0	153,715	9,904,349.0	17,615	1,018,708.0
30	108,691	6,959,013.0	116,127	7,517,405.5	127,020	8,224,195.0	145,382	9,386,647.0	18,362	1,162,452.0
31	105,873	6,799,496.0	118,392	7,648,417.0	116,082	7,525,278.0			- 116,082	- 7,525,278.0
32	108,114	6,969,936.0	121,941	7,968,002.0	109,583	7,112,977.0			- 109,583	- 7,112,977.0
33	112,658	7,309,670.0	114,684	7,411,426.0	117,196	7,560,646.0			- 117,196	- 7,560,646.0
34	127,634	8,264,301.0	115,065	7,401,593.0	124,100	7,974,797.0			- 124,100	- 7,974,797.0
35	117,496	7,627,780.0	111,398	7,162,051.0	134,339	8,736,776.0			- 134,339	- 8,736,776.0
36	122,536	7,966,281.0	103,211	6,620,776.0	133,343	8,692,718.0			- 133,343	- 8,692,718.0
37	126,530	8,203,020.0	105,363	6,801,861.0	131,860	8,589,806.0			- 131,860	- 8,589,806.0
38	119,001	7,777,556.0	105,991	6,874,694.0	136,152	8,913,732.0			- 136,152	- 8,913,732.0
39	111,481	7,239,521.5	102,399	6,593,834.0	132,480	8,632,611.0			- 132,480	- 8,632,611.0
40	101,483	6,622,758.0	93,697	6,101,035.0	129,850	8,468,285.0			- 129,850	- 8,468,285.0
41	107,818	7,049,132.0	100,438	6,506,134.0	137,560	8,931,039.0			- 137,560	- 8,931,039.0
42	118,170	7,748,847.5	113,860	7,296,708.0	147,380	9,566,121.5			- 147,380	- 9,566,121.5
43	120,677	7,928,530.5	113,933	7,409,459.5	143,755	9,362,940.0			- 143,755	- 9,362,940.0
44	125,671	8,229,490.0	113,258	7,400,472.0	150,080	9,803,157.5			- 150,080	- 9,803,157.5
45	135,680	8,917,671.0	115,579	7,575,449.0	138,321	9,075,225.0			- 138,321	- 9,075,225.0
46	147,214	9,690,340.5	118,525	7,716,618.5	151,239	9,885,740.0			- 151,239	- 9,885,740.0
47	154,592	10,029,678.0	126,695	8,229,984.0	162,135	10,607,228.0			- 162,135	- 10,607,228.0
48	148,029	9,688,808.0	133,650	8,694,053.5	167,935	10,903,011.0			- 167,935	- 10,903,011.0
49	150,710	9,887,393.0	132,838	8,544,808.0	172,760	11,213,580.0			- 172,760	- 11,213,580.0
50	146,819	9,649,589.0	136,984	8,747,685.0	178,260	11,522,884.0			- 178,260	- 11,522,884.0
51	151,404	9,922,846.0	141,000	9,192,163.0						
Total	6,231,438	403,930,467.0	6,825,080	445,208,574.5	6,630,747	430,417,958.7	4,560,875	295,089,947.0	-2,069,872	- 135,328,011.7



(Please note figures inclusive of reprints)

WEATHER REPORT

KENYA

For the week ending 8th July, 2018, East of Rift tea growing region experienced cloudy, cold and sometimes foggy weather throughout the week under review. Tea pruning exercise is in progress and crop further declined to 30 to 50 tons levels on average per day. West of Rift experienced cloudy and cold weather accompanied by some alternate and scattered showers. Green leaf volume opened the month at 40 to 70 tons with few selected factories receiving 80 tons on average per day.

COMBROK LIMITED

.....