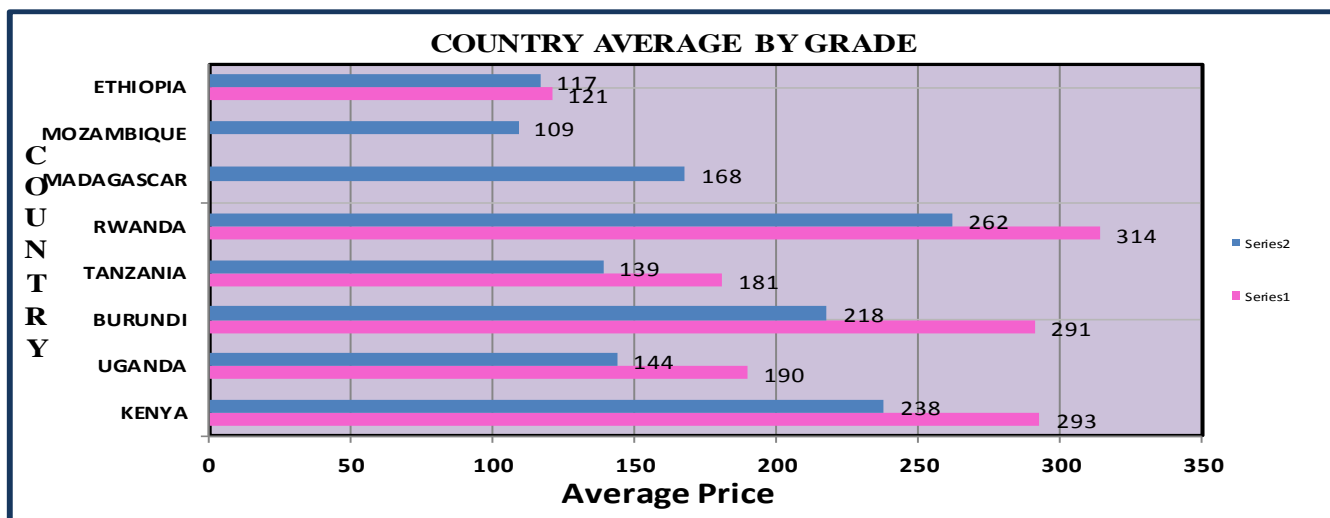


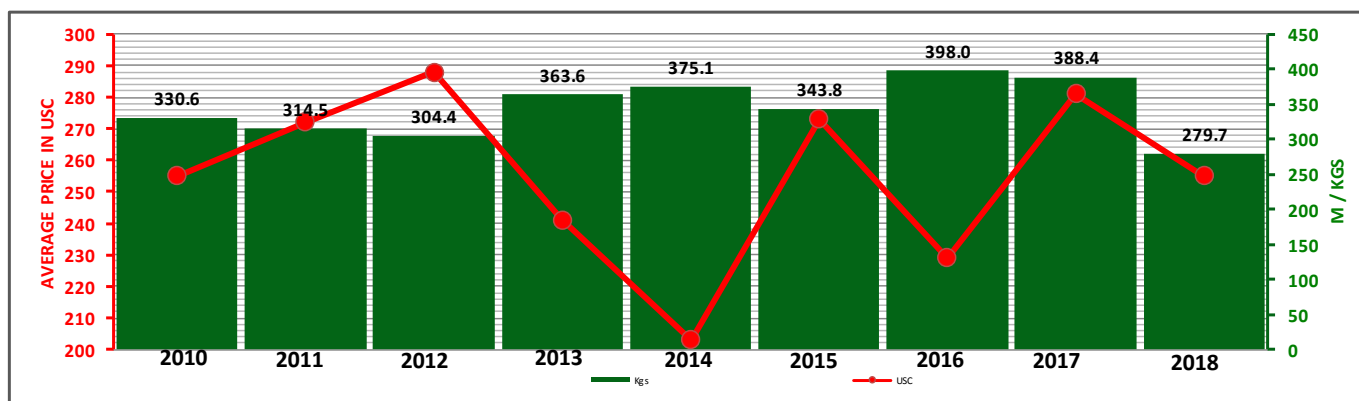
Mombasa Auction: Country Average Prices in US Cents Sale 32 (2017 vs. 2018)

COUNTRY	AV 2017	AV 2018	BP1	PF1	PD	D1	BP	PF	D	FNGS	BMF
KENYA	293	238	247	250	237	238	128	165	147	144	109
UGANDA	190	144	134	142	165	177	111	133	125	114	106
BURUNDI	291	218	199	224	229	221			185	159	
TANZANIA	181	139	130	165	138	159		127	116	120	105
RWANDA	314	262	314	261	256	262	222	228	233	197	126
MADAGASCAR		168			168						
MOZAMBIQUE		109						119		103	106
ETHIOPIA	121	117						119	126	111	
ALL AUCTION AVERAGE	277	222	236	244	224	220	162	145	152	132	107



Mombasa Auction - Auction Quantities & Average Prices 2010 - 2018

	Jan		Feb		Mar		Apr		May		Jun		Jul		Aug		Sep		Oct		Nov		Dec		Total			
	Kgs	USC	Kgs	USC	Kgs	USC	Kgs	USC	Kgs	USC	Kgs	USC	Kgs	USC	Kgs	USC	Kgs	USC	Kgs	USC	Kgs	USC	Kgs	USC	Kgs	USC		
2018	49.3	279	34.3	281	29.6	265	39.9	252	38.7	247	37.3	239	43.7	233	8.0	222											279.7	255
2017	40.9	284	25.4	285	25.2	274	28.7	272	38.7	275	31.0	289	31.2	283	27.1	275	32.3	286	40.9	291	35.5	283	31.3	266			388.4	281
2016	37.0	256	36.6	237	40.7	223	35.3	204	44.4	212	34.2	227	29.2	231	21.7	218	23.8	222	24.6	223	36.3	250	23.6	252			398.0	229
2015	33.5	214	31.0	227	30.2	254	22.4	257	21.2	285	35.4	300	21.9	310	22.4	294	32.1	284	25.3	302	32.4	289	35.4	285			343.8	273
2014	25.1	256	30.6	224	36.6	208	21.8	207	35.7	196	44.9	191	28.1	205	24.6	203	33.2	190	28.1	192	33.6	191	32.8	189			375.1	203
2013	35.7	305	29.9	292	28.5	264	32.0	237	31.5	239	34.7	231	34.6	229	25.5	228	24.0	213	28.4	202	32.5	210	26.5	234			363.6	241
2012	36.1	264	27.2	265	23.9	274	22.8	279	17.8	281	24.1	289	26.8	299	22.6	309	21.9	304	31.8	297	27.9	304	21.4	307			304.4	288
2011	24.8	294	24.6	277	31.4	274	17.1	266	32.9	262	30.4	271	25.4	282	26.2	282	20.8	267	23.4	265	33.8	266	23.8	261			314.5	272
2010	27.9	284	29.1	295	33.5	280	24.6	261	41.6	235	33.7	222	27.2	216	25.1	250	17.9	249	18.3	250	30.5	254	21.0	270			330.6	255



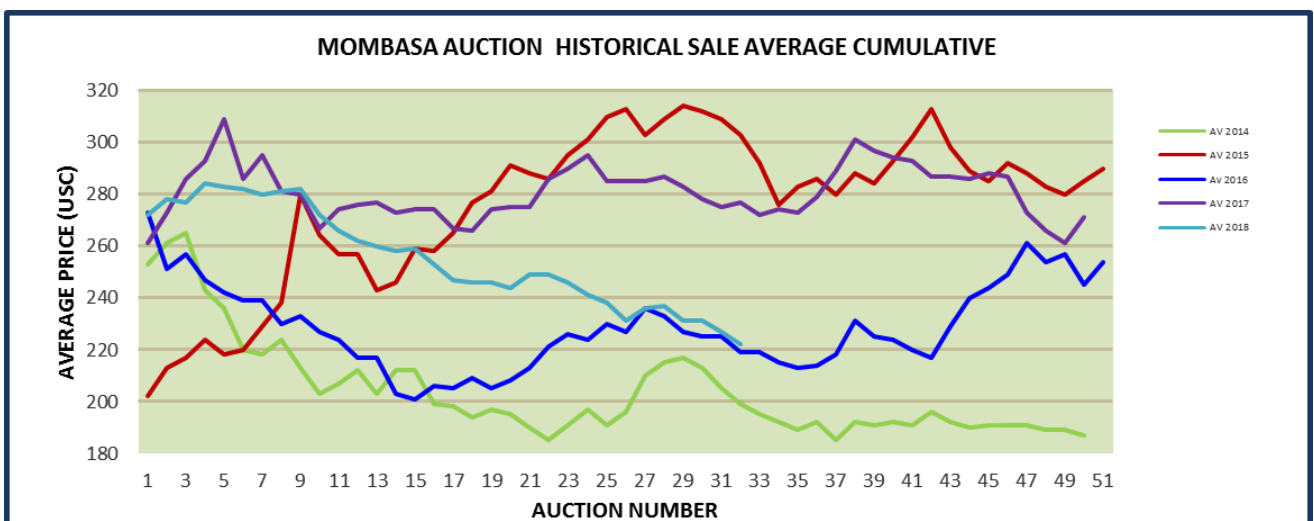
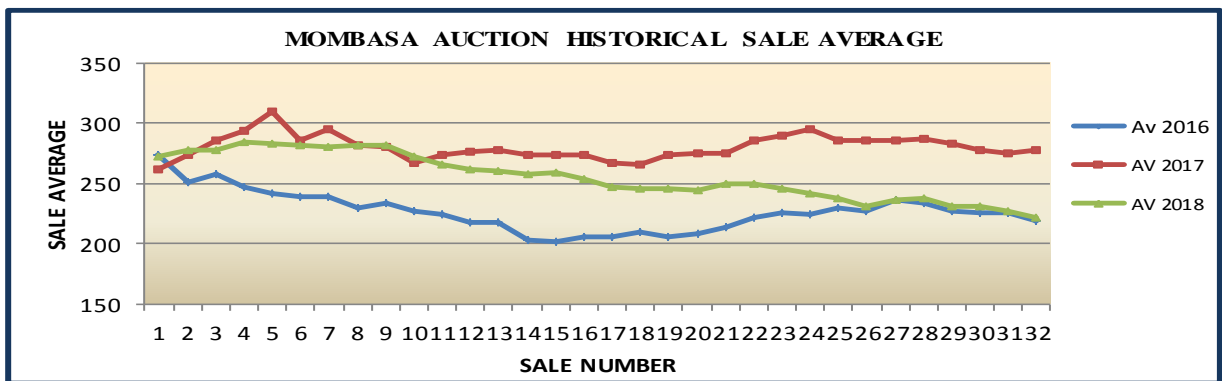
August includes sold kilos and average price for sale 32 only.

Kilos Sold By Country - Sale no. 32 & Cumulative to date (2017 Vs 2018)

	Current Sale 32/2018		Same Sale Last Year 32/2017		Year To Date Sale 01-32/2018		Last Year To Date Sale 01-32/2017	Variance 2018 vs 2017
	Pkgs	Kilos	Pkgs	Kilos	Pkgs	Kilos	Kilos	Kilos
KENYA	87,880	5,880,544.00	75,544	5,055,168.00	3,213,837	215,678,638.30	182,720,854.30	32,957,784
UGANDA	22,220	1,218,282.00	15,319	877,631.00	620,600	34,440,329.00	28,361,589.00	6,078,740
BURUNDI	3,260	207,314.00	2,580	166,932.00	90,122	5,717,877.00	5,594,214.00	123,663
TANZANIA	2,080	112,496.00	1,960	104,992.00	159,113	8,683,404.00	4,249,892.50	4,433,512
RWANDA	6,760	460,892.00	3,620	243,820.00	209,464	14,243,413.00	12,321,597.00	1,921,816
MALAWI							24,120.00	(24,120)
MADAGASCAR	40	2,388.00			340	18,548.00	59,844.00	(41,296)
MOZAMBIQUE	520	19,096.00			11,390	497,175.00	453,060.00	44,115
DR CONGO					2,280	144,248.00	384,892.00	(240,644)
ETHIOPIA	460	17,525.00	300	10,785.00	6,740	303,561.00	248,752.00	54,809
TOTALS:	123,220	7,918,537.00	99,323.0	6,459,328.00	4,313,886	279,727,193.30	234,418,814.80	45,253,570

Mombasa Auction - Historical Averages Comparative 2016 - 2018

SALE NO.	Av 2016	AV 2017	AV 2018	2018 BP1	2018 PF1	2018 PD	2018 D1	2018 BP2	2018 PF2	2018 D2	2018 FNCS	2018 BMF
1	273	261	272	262	287	293	290	195	185	185	171	142
2	251	273	278	277	294	298	299	201	180	184	174	138
3	257	286	277	276	301	298	302	196	175	188	166	131
4	247	293	284	278	310	298	303	204	184	191	169	130
5	242	309	283	269	306	301	310	204	179	201	169	126
6	239	286	282	277	303	300	317	190	175	197	164	125
7	239	295	280	274	300	302	309	202	186	204	166	131
8	230	281	281	278	298	301	307	203	180	199	169	129
9	233	280	282	284	300	300	304	197	182	195	172	130
10	227	267	272	263	289	296	301	199	187	204	171	131
11	224	274	266	262	284	279	278	210	178	194	169	128
12	217	276	262	256	279	282	282	185	181	186	167	127
13	217	277	260	253	288	261	268	187	181	179	172	130
14	203	273	258	253	281	264	270	189	185	180	171	137
15	201	274	259	256	281	262	269	179	183	172	168	136
16	206	274	253	251	276	261	267	196	181	172	167	131
17	205	267	247	241	274	244	254	192	186	179	170	127
18	209	266	246	227	271	249	253	176	176	171	164	128
19	205	274	246	227	273	248	254	171	172	168	164	129
20	208	275	244	222	274	245	251	177	168	159	164	127
21	213	275	249	222	278	252	258	162	170	165	158	121
22	221	286	249	221	276	253	256	176	175	165	158	114
23	226	290	246	229	273	253	254	168	168	166	154	108
24	224	295	241	229	267	250	248	164	162	163	150	104
25	230	285	238	228	266	247	245	150	161	158	149	98
26	227	285	231	206	261	242	246	150	143	154	137	91
27	236	285	236	223	264	243	245	149	149	157	138	95
28	233	287	237	232	262	244	249	152	152	163	140	98
29	227	283	231	242	251	240	241	151	156	163	142	101
30	225	278	231	236	257	235	233	145	149	164	144	103
31	225	275	227	242	250	227	231	141	148	156	144	104
32	219	277	222	236	244	224	220	162	145	152	132	107
Average	226	280	255	247	278	266	269	178	170	176	159	120



**Actual Packages on offer for coming sale 33 of 13th & 14th August, 2018
(By Grade / by Country)**

	BP1	PF1	PD	DUST1	BP2	PF2	DUST2	FNGS	BMF	Total
KENYA	9,020	60,016	19,240	5,480	640	840	2,180	3,020	2,400	102,836
UGANDA	2,120	6,578	6,360	2,920	360	2,199	740	3,320	3,240	27,837
RWANDA	1,480	2,940	1,720	520	420	180	380	280	120	8,040
BURUNDI	880	2,000	400	120	0	0	80	400	0	3,880
TANZANIA	480	560	320	260	160	200	200	360	460	3,000
ETHIOPIA	0	0	0	0	0	160	60	440	0	660
Total	13,980	72,094	28,040	9,300	1,580	3,579	3,640	7,820	6,220	146,253

**Upcoming Auction Offerings by Country
Sale no. 33 and 34/ 2018**

COUNTRY	Sale 33/ 2018 (Actual packages)		Sale 34/ 2018		VARIANCE Kgs
	Pkgs	Kgs	Pkgs	Kgs	
KENYA	102,836.00	6,808,425.00	104,058.00	6,947,842.00	(139,417.00)
UGANDA	27,837.00	1,608,941.00	30,880.00	1,744,115.00	(135,174.00)
RWANDA	8,040.00	546,602.00	7,880.00	535,665.50	10,936.50
BURUNDI	3,880.00	240,936.00	3,180.00	196,906.00	44,030.00
TANZANIA	3,000.00	158,324.00	2,580.00	138,056.00	20,268.00
MOZAMBIQUE	-	-			-
MADAGASCAR	-	-			-
ETHIOPIA	660.00	24,403.00	819.00	33,015.00	(8,612.00)
TOTALS:	146,253.00	9,387,631.00	149,397.00	9,595,599.50	(207,968.50)

MAIN GRADE COMPARATIVE RANKINGS – SALE 32 2018

Mark	BP1				Mark	PF1				Mark	PD				Mark	DUST1			
	Pre	Lo	High	De		Prev	Low	Hig	Dev		Pre	Low	Hig	De		Prev	Lo	Hig	Dev
1 RUBAYA	350	318	363	13	MUNUNGA	320	310	318	-2	NYABIHU	320	350	350	30	KITABI	326	322	322	-4
2 GACHARAGE	342	348	362	20	RUKURIRI	315	306	312	-3	KITABI	303	320	322	19	KATHANGARIRI	310	312	312	2
3 NYABIHU	382	355	361	-21	GATHUTHI	315	308	310	-5	RUBAYA	305	318	318	13	GITUGI	306	304	304	-2
4 GITUGI	354	360	360	6	KATHANGARIRI	314	306	310	-4	KATHANGARIRI	306	310	310	4	MAKOMBOKI	288	300	300	12
5 GITHONGO	340	346	357	17	KIMUNYE	308	305	310	2	NJUNU	302	308	309	7	NGERE	298	298	298	0
6 IMENTI	320	331	354	34	GITUGI	302	300	302	0	GACHARAGE	303	293	306	3	MUNGANIA	300	296	296	-4
7 NJUNU	333	346	352	19	KITABI	306	298	300	-6	MAKOMBOKI	300	290	306	6	GACHARAGE	300	290	295	-5
8 KATHANGARIRI	340	350	350	10	IMENTI	312	296	300	-12	MUNUNGA	300	300	304	4	THUMAITA	290	284	294	4
9 MUNGANIA	328	340	346	18	KANGAITA	302	296	300	-2	KAGWE	296	288	302	6	MUNUNGA	296	292	292	-4
10 MUNUNGA	328	249	346	18	MUNGANIA	300	298	300	0	GATUNGURU	294	290	300	6	IKUMBI	290	286	290	0
11 KITABI	321	330	344	23	NYABIHU	300	288	300	0	IMENTI		300	300		GITHONGO	296	288	288	-8
12 IKUMBI	307	300	338	31	NJUNU	300	296	298	-2	KAMBAA	290	290	300	10	KAGWE	296	288	288	-8
13 KIMUNYE	320	324	334	14	IRIAINI	286	296	296	10	GITHONGO	292	292	298	6	THETA	288	288	288	0
14 RUKURIRI	320	324	334	14	KIEGOI	295	288	296	1	IRIAINI	292	284	298	6	CHINGA	294	287	287	-7
15 GATUNGURU	318	324	328	10	MAKOMBOKI	294	290	296	2	MUNGANIA		298	298		KIRU	292	286	286	-6
16 NDARUGU	308	292	327	19	NDIMA	296	294	296	0	NDIMA	298	290	298	0	KANYENYA	289	280	285	-4
17 GITHAMBO	319	317	322	3	GITHAMBO	294	286	295	1	NGERE	300	290	298	-2	NDARUGU	288	285	285	-3
18 THUMAITA	314	316	322	8	CHINGA	292	288	294	2	RAGATI	296	284	294	-2	MATAARA	282	282	282	0
19 GATARE	310	320	320	10	GACHARAGE	300	290	294	-6	GITHAMBO	296	290	294	-2	CHEMOMI	290	280	280	-10
20 MUSHUBI	270	286	320	50	KAGWE	294	292	292	-2	IKUMBI	296	285	294	-2	MICHI		278	278	
21 NSHILI KIVU	342	320	320	-22	NGERE	296	290	292	-4	KANYENYA	288	288	294	6	NSHILI KIVU		268	268	
22 GATHUTHI		319	320		GITHONGO	292	288	290	-2	KIONYO	297	294	294	-3	MUSHUBI		266	266	
23 KANGAITA	308	299	320	12	IKUMBI	296	286	290	-6	MATAARA	290	284	294	4	GISOVU		265	265	
24 KIONYO	316	312	320	4	KAMBAA	295	290	290	-5	NDUTI	296	294	294	-2	MATA	268	264	264	-4
25 NGERE	310	298	320	10	KINORO	297	288	290	-7	THETA	290	294	294	4	KAMARYA		264	264	
26 THETA	314	320	320	6	RAGATI	290	285	288	-2	WERU	290	294	294	4	SANGANYI	268	264	264	-4
27 KANYENYA	318	312	319	1	GATUNGURU	296	284	288	-8	CHINGA	292	288	292	0	TIRGAGA	255	258	258	3
28 KIEGOI	304	318	318	14	NDUTI	294	285	288	-6	GACHEGE	286	290	292	6	MOMUL		256	256	
29 RAGATI	314	290	315	1	WERU	288	286	288	0	IGEMBE	286	292	292	6	GISAKURA	270	253	253	-17
30 NDIMA	302	305	312	10	KIONYO	292	287	287	-5	KINORO	296	290	290	-6	OLENG	254	250	250	-4
31 KAMBAA	316	310	310	-6	THETA	296	287	287	-9	KIRU	286	282	290	4	SOKOT	266	248	248	-18
32 IRIAINI	307	309	309	2	MATAARA	288	282	286	-2	NDARUGU	288	286	290	2	NYANKOBA		247	247	
33 KIRU	300	298	308	8	IGEMBE	289	284	284	-5	THUMAITA	289	290	290	1	KAPKATET	252	245	245	-7
34 MATAARA	300	306	307	7	NDARUGU	286	280	284	-2	MICHI	283	278	288	5	SHAGASHA	252	240	240	-12
35 KAGWE	305	305	305	0	THUMAITA	292	282	284	-8	GITUGI	298	288	288	-10	KAPSARA		240	240	
36 CHINGA	290	300	304	14	RUBAYA	286	275	282	-4	GISOVU	271	262	268	-3	MUDETE	246	240	240	-6
37 MATA	312	285	299	-13	KIRU	288	280	282	-6	OLENG	270	265	265	-5	TEZA	250	240	240	-10
38 KAMARYA	276	278	290	14	KANYENYA	283	275	275	-8	GATARE	270	262	262	-8	MOTIGO	242	239	239	-3
39 WERU	302	290	290	-12	GATARE	284	268	270	-14	NSHILI KIVU	260	256	259	-1	ROROK	238	239	239	1
40 GISOVU	280	280	280	0	MICHI	270	267	270	0	SANGANYI	252	246	258	6	KAPKO	246	236	238	-8
41 MUGANZA-KIVU		280	280		GACHEGE	280	268	270	-10	MUSHUBI	255	256	256	1	KARIRANA	242	236	238	-4
42 GACHEGE	280	270	270	-10	MOMUL	271	265	269	-2	MUGANZA-KIVU		252	256		SIRET	244	230	238	-6
43 CHEMOMI	284	255	267	-17	SANGANYI	274	262	267	-7	MATA	266	248	252	-14	CHEBUT	240	238	238	-2
44 MICHI	270	259	260	-10	NYANKOBA	273	264	266	-7	SIONGO	250	242	250	0	OGEMBO		238	238	
45 OLENG	258	250	260	2	MATA	267	258	262	-5	GISAKURA		248	248		LITEIN	244	236	236	-8
46 NDARAWETTA	268	260	260	-8	SIONGO	271	260	262	-9	RUTSIRO	265	245	248	-17	KAIMOSI	242	235	235	-7
47 GISAKURA	262	252	259	-3	GISOVU	268	258	260	-8	CHEMOMI	254	245	248	-6	KAPTUMO		235	235	
48 NYANKOBA	258	245	258	0	GISAKURA	265	254	258	-7	MOMUL	250	242	246	-4	KIBWARI	248	235	235	-13
49 KEPCHOMO	233	230	252	19	MUGANZA-KIVU		252	258		KAMARYA	258	246	246	-12	MARAMBA	243	231	234	-9
50 SANGANYI	240	235	250	10	NSHILI KIVU	260	254	255	-5	BOITO	240	238	242	2	MULINDI	246	232	234	-12
51 TEZA	226	220	240	14	MOKAMA	258	247	255	-3	NYANKOBA	272	242	242	-30	KEPCHOMO	236	233	233	-3
52 MOMUL	259	230	238	-21	SHAGASHA	250	234	254	4	GIANCHORE	242	240	240	-2	PFUNDA	242	232	232	-10
53 MWAMU	226	238	238	12	GIANCHORE	264	250	254	-10	IJENDA	251	240	240	-11	CHANGOI	236	232	232	-4
54 SIONGO	248	233	235	-13	MWAMU	260	245	254	-6	KAPSARA	240	238	240	0	CHEBANGO		232	232	
55 MOKAMA	232	232	232	0	MUSHUBI	254	252	252	-2	KAPTUMO	240	238	240	0	DL TEAS	233	229	232	-1
56 PFUNDA	242	230	230	-12	PFUNDA	269	250	252	-17	KEBIRIGO	242	240	240	-2	RWEGURA	232	232	232	0
57 IJENDA		216	222		OGEMBO	252	250	252	0	KIBWARI	242	230	240	-2	KOBEL		230	230	
58 KAPKATET	214	210	220	6	TIRGAGA	255	247	251	-4	MUDETE	240	240	240	0	KAPSET	239	230	230	-9
59 MABAYI	220	220	220	0	OLENG	252	247	250	-2	NDARAWETTA	238	234	240	2	TAITO	232	230	230	-2
60 TIRGAGA	220	210	218	-2	KEBIRIGO	249	244	250	1	ROROK	239	237	240	1	REYNA	236	227	229	-7

61	MOTIGO	212	218	218	6	MULINDI	245	242	249	4	TEGAT	244	238	240	-4	SETYON	234	224	229	-5
62	OGEMBO	218	212	218	0	NYAMACHE	252	245	248	-4	TOMBE	240	238	240	0	SITOI	232	229	229	-3
63	ROROK	210	212	218	8	EBEREGE	247	245	247	0	KAPKO	241	239	239	-2	ARROKET	234	228	228	-6
64	SOKOT	219	210	218	-1	TOMBE	260	242	247	-13	KOBEL	237	235	238	1	MANARET	242	226	228	-14
65	GIANCHORE	230	215	217	-13	KAPKO	248	240	246	-2	TIRGAGA	240	237	238	-2	NGORONGO	236	226	228	-8
66	KEBIRIGO	222	211	217	-5	BOITO	245	240	246	1	CHEBUT	240	237	238	-2	TINDERET	237	228	228	-9
67	SIRET	228	210	216	-12	CHEMOMI	252	244	246	-6	CHELAL	236	235	238	2	MBOGO TEA	232	227	227	-5
68	KAPSET	210	210	216	6	ITUMBE	247	242	246	-1	KAPSET	237	237	238	1	METTARORA	232	226	226	-6
69	LITEIN	222	212	216	-6	KAMARYA	250	244	246	-4	MOKAMA	240	237	238	-2	ELGON TEA	226	225	225	-1
70	EMROK	208	208	214	6	KAPKATET	255	244	246	-9	MOTIGO	240	236	238	-2	KERITOR	236	225	225	-11
71	CHELAL	212	210	214	2	KAPTUMO	243	240	246	3	MWAMU	238	238	238	0	KIPTAGICH	220	224		
72	KAPTUMO	212	210	214	2	MOTIGO	248	240	246	-2	NYAMACHE	240	238	238	-2	TINET	230	218	224	-6
73	NYAMACHE	210	214	214	4	MOGOGO	252	242	245	-7	TOROR	239	238	238	-1	KIPTENDEN	216	222	222	6
74	TOROR	220	210	214	-6	TOROR	247	240	245	-2	EBEREGE	237	237	237	0	KIPSINENDE	228	221	221	-7
75	KAPKO	210	209	213	3	CHEBUT	243	244	244	1	KAPKATET	240	235	237	-3	GISOZI	214	220		
76	TEGAT	234	210	213	-21	CHELAL	249	240	244	-5	KARIRANA	238	230	236	-2	TILYA	220	220	220	0
77	MOGOGO	214	206	212	-2	KAPSET	245	240	244	-1	MOGOGO	238	233	236	-2	TOIYOI	226	220	220	-6
78	BOITO	210	210	212	2	LITEIN	250	240	244	-6	ITUMBE	239	236	236	-3	KIPKEBE	218	218	218	0
79	KAPSARA	212	210	212	0	ROROK	245	239	243	-2	LITEIN	236	233	236	0	CHEBOSWA	226	213	217	-9
80	TOMBE	238	211	212	-26	MUDETE	245	242	242	-3	OGEMBO	238	236	236	-2	KELUNET	221	205	217	-4
81	BONDET	218	205	210	-8	TEGAT	245	240	242	-3	KAIMOSI	238	232	234	-4	NYAMBYA	217	217		
82	SITOI	210	210			KOBEL	242	238	240	-2	KEPCHOMO	234	230	233	-1	KAISUGU	212	212	216	4
83	CHEBUT	210	207	210	0	KAPSARA	240	240	240	0	MARAMBA	240	225	232	-8	KABIANGA	216	216		
84	EBEREGE	210	210	210	0	KIBWARI	240	240	240	0	MBOGO TEA	232	227	232	0	SAPTET	214	214	214	0
85	ITUMBE	214	210	210	-4	CHANGOI	236	232	238	2	CHANGOI	236	230	232	-4	KAYONZA	228	214	214	-14
86	MUDETE	214	210	210	-4	CHEBANGO	240	225	238	-2	RWEGURA	230	230	232	2	JAMJI	212	212		
87	TAITO	210	210			KAIMOSI	238	238	238	0	SOKOT	234	230	232	-2	IGARA	216	210	210	-6
88	KOBEL	210	207	209	-1	KIP KOIMET	235	236	236	1	TEZA	238	232	232	-6	MUZIZI	216	208	208	-8
89	MASINGI	205	207			MABAYI	235	230	236	1	EMROK	236	228	230	-6	NJERU	202	208		
90	SETYON	205	205			MARAMBA	228	228	234	6	NGORONGO	234	226	230	-4	CHIMCHIM	210	206	206	-4
91	REYNA	202	204			KAPCHORUA	225	234	234	9	CHEBANGO	234	228	230	-4	KORUMA	206	206		
92	MBOGO TEA	205	202	202	-3	NDARAWETTA	236	230	234	-2	GISOZI	230	230			KIMUGU	205	205		
93	CHEBANGO	215	200	200	-15	TEZA	238	232	234	-4	KAPCHORUA	236	230	230	-6	TORA	205	205		
94	DL TEAS	207	200	200	-7	EMROK	235	228	232	-3	KERITOR	234	230	230	-4	BWINDI	208	204	204	-4
95	KIPCHABO	207	192	192	-15	KARIRANA	236	220	232	-4	MABAYI	234	230	230	-4	KIBENA	200	200		
96	ELGON TEA	190	190			MANARET	234	220	232	-2	TAITO	238	230	230	-8	KAKONDE	204	200	200	-4
97	MARAMBA	218	190	190	-28	MBOGO TEA	232	220	230	-2	SIRET	236	227	229	-7	BUGAMBE	193	184	198	5
98	RWEGURA	170	190			SIRET	232	220	230	-2	SIOMO	230	227	229	-1	BUHWEJU	207	190	198	-9
99	SIOMO	200	190	190	-10	KEPCHOMO	237	230	230	-7	ARROKET	234	220	228	-6	KIKO	206	190	198	-8
100	KIPTAGICH	206	188	188	-18	SOKOT	237	230	230	-7	MANARET	238	220	228	-10	MUGOMA	195	195		
101	TINET	176	186			BONDET	228	228	228	0	MULINDI	234	225	228	-6	SWAZI	202	193	193	-9
102	LELAGOIN	164	166			SITOI	228	218	228	0	DL TEAS	231	227	228	-3	ANKOLE	186	178	188	2
103	KIPKEBE	159	164			IJENDA	232	226	228	-4	TINDERET	232	228	228	-4	NYARINDA	188	188		
104	KIPSINENDE	160	160	160	0	MASINGI	225	226	228	3	PFUNDA	235	227	227	-8	MWENGE	183	178	184	1
105	TILYA	170	160	160	-10	RWEGURA	234	220	228	-6	REYNA	234	225	227	-7	KASAKU	180	182	182	2
106	TORA	155	155			TINDERET	218	226	226	8	SETYON	232	220	227	-5	KYAMUHUNGA	181	181		
107	KAYONZA	155	144	148	-7	RUKERI	225	225			BONDET	234	226	226	-8	RWENZORI	187	180	180	-7
108	ARC MOUNTAIN	135	140			SIOMO	222	208	225	3	ELGON TEA	230	225	225	-5	GLOBAL VILLAGE	186	179	179	-7
109	BUHWEJU	138	140	140	2	REYNA	225	220	224	-1	KIPTAGICH	223	215	224	1	MOGENI	160	175	175	15
110	KABALE	152	140	140	-12	ELGON TEA	220	222			METTARORA	229	222	224	-5	TORO	160	170	170	10
111	KYAMUHUNGA	139	138	138	-1	KIPCHABO	228	220	222	-6	TINET	220	220	224	4	DINDIRA	154	168		
112	MUZIZI	137	137			TORA	225	212	222	-3	MATUTA	220	220	224	4	MUNOBWA	150	130	168	18
113	ANKOLE	138	134	136	-2	SETYON	220	220			TILUET	226	224	224	-2	KAHUNA	162	162		
114	KIGEZI HIGHLAN	130	136	136	6	CYOHOHA	243	220	220	-23	KAPSONGOI	230	222	222	-8	KIJURA	174	155	160	-14
115	RWENZORI	134	136	136	2	DL TEAS	228	214	220	-8	SITOI	220	215	221	1	MAHENYE	150	150		
116	BUZIRASAGAM	137	135	135	-2	KERITOR	230	220	220	-10	CHEMAMUL	222	220	220	-2	MITYANA	162	150	150	-12
117	KIKO	135	135	135	0	SISIBA	216	220	220	4	CYOHOHA	220	220			KIAMARA	140	122	140	0
118	BUGAMBE	120	134			TAITO	224	220	220	-4	SAPTET	214	218	218	4	KIGUMBA	146	120	120	-26
119	RUSEKERE	132	134	134	2	NGORONGO	218	218	218	0	TILYA	220	210	218	-2	CHIVANJEE	119	112	112	-7
120	BWINDI	134	134			MATUTA	220	212	216	-4	TOIYOI	226	218	218	-8	MWERA	100	100		

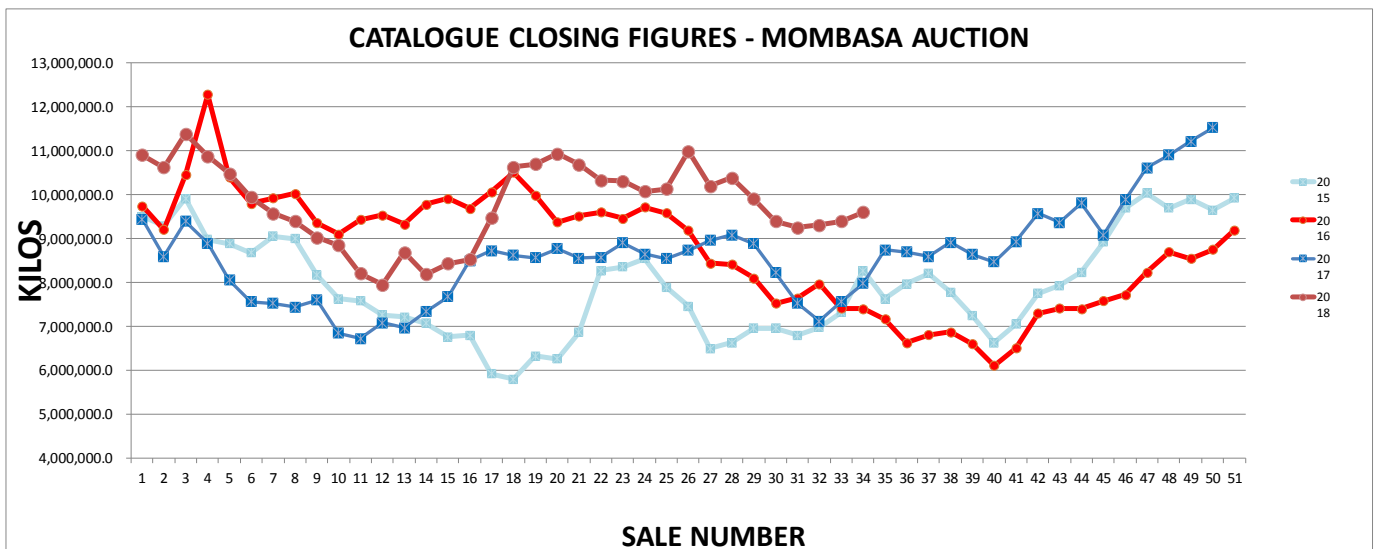
121	KASAKU	132	134	134	2	METTARORA	220	214	215	-5	TORA	223	213	218	-5	ARC MOUNTAIN
122	KUJURA	134	132	134	0	GISOZI		212	212		SISIBA	220	215	217	-3	BONDET
123	NYARINDA	136	130	134	-2	KABIANGA	210	210	212	2	CUPATEA	209	210	216	7	CUPATEA
124	KIBENA		132	132		KIPTENDEN	209	211	211	2	LELAGOIN	218	205	215	-3	EMROK
125	MITYANA	134	132	132	-2	KIPSINENDE	209	205	211	2	KIPSINENDE	224	211	215	-9	GATARE
126	MWENGE	146	130	132	-14	TOIYOI	210	210	210	0	KAYONZA	224	208	214	-10	GUMARO
127	MOGENI	134	130	130	-4	LELAGOIN	210	207	207	-3	KELUNET	213	205	213	0	KARAMBI
128	MUNOBWA	132	130	130	-2	NJERU		207	207		IGARA	214	205	210	-4	KASUNGA
129	SALAMA	132	130	130	-2	TILYA	212	205	205	-7	KABIANGA	207	210	210	3	KOIWA
130	KASUNGA		128	128		KAYONZA		200	204		KIBENA		208	208		LELAGOIN
131	DINDIRA	125	127	127	2	KIBENA		197	203		MUZIZI	218	206	208	-10	MABROUKIE
132	MWERA		126	126		CUPATEA		200	200		KIGEZI HIGHLAN	214	204	206	-8	MOGOGO
133	CHIVANJEE	120	120	124	4	KAISUGU	210	195	200	-10	CHIMCHIM	207	195	200	-7	MONTE BRANCO
134	TORO	118	120	124	6	KELUNET	197	180	200	3	KAKONDE	196	200	200	4	NAMAYIBA
135	ARROKET					KIPTAGICH	210	198	200	-10	RWAKA	221	198	198	-23	RAGATI
136	CHEBOSWA					SAPTET	207	200	200	-7	MUGOMA		195	195		RUBAYA
137	CHIMCHIM					TINET	208	200	200	-8	SAKAWA	205	195	195	-10	RUSEKERE
138	CUPATEA					MUZIZI	192	190	190	-2	BWIINDI	200	188	194	-6	RUTSIRO
139	GUMARO					KIGEZI HIGHLAN	180	160	185	5	KABALE		180	194		RWAKA
140	JAMJI					BWIINDI	174	146	172	-2	SWAZI	185	180	186	1	SAHAMBAVY
141	KAISUGU					BUHWEJU	169	158	166	-3	BUGAMBE	194	170	184	-10	SAKAWA
142	KARAMBI					NYAMBYA	170	166	166	-4	KYAMUHUNGA	194	175	181	-13	TAGABI
143	KARIRANA					SAKAWA	165	159	161	-4	MAGURA	195	180	180	-15	WUSH WUSH
144	KELUNET					MUGOMA	178	160	160	-18	BUHWEJU	204	170	175	-29	BOITO
145	KIMUGU					MOGENI	176	150	160	-16	MOGENI	176	155	175	-1	BUZIRASAGAMA
146	KIPTENDEN					KIKO		152	158		NYARINDA	176	162	172	-4	CHELAL
147	KOIWA					BUGAMBE	160	154	156	-4	MWENGE	166	160	170	4	CHEMAMUL
148	KORUMA					NYARINDA	162	150	156	-6	SAHAMBAVY		168	168		CYOHOHA
149	MABROUKIE					KYAMUHUNGA	165	155	155	-10	MUNOBWA	120	140	168	48	EBEREGE
150	MANARET					ARC MOUNTAIN		150	152		NAMAYIBA	160	166	166	6	GACHEGE
151	METTARORA					DINDIRA	158	150	150	-8	ANKOLE	172	154	164	-8	GATHUTHI
152	MONTE BRANCO					RUSEKERE	151	145	145	-6	RWENZORI	184	162	164	-20	GATUNGURU
153	MUGOMA					KAKONDE		145	145		KASAKU	164	155	163	-1	GIANCHORE
154	MULINDI					GLOBAL VILLAGE	150	142	142	-8	KIKO	176	160	160	-16	GITHAMBO
155	NAMAYIBA					ANKOLE	140	132	138	-2	GLOBAL VILLAC	160	154	159	-1	HIMA
156	NGORONGO					KABALE	168	135	135	-33	ARC MOUNTAIN	154	150	158	4	IGEMBE
157	RUTSIRO					KUJURA		130	132		BUZIRASAGAM	160	155	157	-3	IJENDA
158	RWAKA					KIGUMBA	138	130	130	-8	RUSEKERE	180	145	155	-25	IMENTI
159	SAHAMBAVY					MWENGE	130	124	130	0	SALAMA	158	154	154	-4	IRIAINI
160	SAKAWA					MITYANA		125	125		KAHUNA		100	138		ITUMBE
161	SAPTET					CHIVANJEE	122	116	124	2	MITYANA		100	130		KABALE
162	SHAGASHA					NAMAYIBA	110	105	122	12	KIGUMBA		120	125		KAMBAA
163	TAGABI					KIAMARA	120	120	122	2	KIAMARA	131	120	122	-9	KANGAITA
164	WUSH WUSH					KASAKU		118	118		KASUNGA	128	120	120	-8	KAPCHORUA
165	CHANGOI					KARAMBI	110	115	115	5	TORO	110	120	120	10	KAPSONGOI
166	CHEMAMUL					MABALE	117	110	110	-7	CHIVANJEE	100	100	115	15	KEBIRIGO
167	CYOHOHA					TORO	112	110	110	-2	MABALE	110	100	102	-8	KIEGOI
168	GISOZI					ARROKET					MWERA		100	100		KIGEZI HIGHLAND

SECONDARY GRADES

Mark	BP/2			Mark	PF/2			Mark	DUST/2			Mark	FNCS/1/2			Mark	BMF			
	Prev	Low	Hig		Prev	Low	High		Prev	Low	Hig		Prev	Low	Hig		Pre	Low	Hig	
1		246	246	NSHILI KIVU		240	240	NSHILI KIVU		278	278	KITABI	235	220	220	NYABIHU		155	155	
2	RUBAYA	232	220	242	MULINDI	243	230	233	MATA		267	267	RUKURIRI	206	202	214	GISOVU	134	132	132
3	NYABIHU	217	210	240	MATA	246	230	230	NYABIHU		265	265	MATA		210	210	NDARAWETTA	151	130	130
4	KITABI	219	212	230	GISAKURA	215	215	215	MUNGANIA		246	246	RUTSIRO		210	210	GISAKURA		120	120
5	GATARE	219	208	208	MBOGO TEA	218	205	205	MULINDI	240	235	242	MUGANZA-KIVU		210	210	KIKO	108	114	120
6	MATA	203	201	201	KAYONZA	200	190	198	GATARE		235	235	GATARE		197	208	ANKOLE	118	112	118
7	REYNA		148	148	TAITO		188	192	RUBAYA		230	232	MUNUNGA	228	208	208	CHEMOMI	114	118	118
8	KARIRANA		140	140	NDARAWETTA		190	190	RUTSIRO		230	230	CHEBANGO	200	194	195	DL TEAS	108	108	118
9	KIMUGU	115	134	136	SIOMO	198	180	180	MOMUL	231	226	226	IRIAINI	178	194	194	KABIANGA	103	116	118
10	CHEBOSWA	140	130	130	ELGON TEA	200	175	175	MUSHUBI	220	222	222	KIEGOI	192	192	192	MARAMBA	124	114	116
11	NGORONGO	122	122	128	KERITOR	168	160	160	KEPCHOMO		222	222	TEZA	203	190	190	MULINDI	106	110	116
12	HIMA	106	126	126	KYAMUHUNGA	164	150	158	CHEMOMI		210	210	MUSHUBI	198	188	188	KAMARYA		116	116
13	KABALE		126	126	SAKAWA	162	156	156	NDARAWETTA	206	207	207	PFUNDA	202	187	187	KIGEZI HIGHLAND	116	110	116

CATALOGUE CLOSING FIGURES – 2017 Vs 2018

Sale No.	2015		2016		2017		2018		Diferencial 2018 Vs. 2017	
	Pkgs	Kilos	Pkgs	Kilos	Pkgs	Kilos	Pkgs	Kilos	Pkgs	Kilos
1	147,165	9,493,191.5	148,451	9,735,654.5	145,178	9,437,045.5	170,026	10,902,243.0	24,848	1,465,197.5
2	143,751	9,289,282.5	139,820	9,199,450.0	140,125	8,593,123.5	165,456	10,623,001.0	25,331	2,029,877.5
3	154,710	9,906,594.5	159,276	10,449,664.5	144,994	9,386,541.5	179,439	11,385,435.0	34,445	1,998,893.5
4	139,364	8,971,223.5	188,659	12,275,549.0	138,097	8,890,671.5	168,997	10,873,246.0	30,900	1,982,574.5
5	138,215	8,882,666.0	159,398	10,393,542.0	124,938	8,054,484.0	162,594	10,480,140.0	37,656	2,425,656.0
6	139,078	8,676,309.0	150,152	9,801,201.0	117,320	7,562,742.7	153,970	9,941,178.0	36,650	2,378,435.3
7	141,725	9,054,005.0	153,397	9,915,132.0	116,361	7,518,587.5	148,003	9,566,966.0	31,642	2,048,378.5
8	140,360	8,991,608.0	154,458	10,019,049.5	115,356	7,439,711.0	144,742	9,391,252.0	29,386	1,951,541.0
9	126,137	8,162,828.5	143,119	9,357,930.0	117,140	7,597,207.0	139,959	9,020,760.0	22,819	1,423,553.0
10	118,447	7,624,848.5	139,747	9,097,239.0	105,840	6,845,830.5	137,540	8,841,378.0	31,700	1,995,547.5
11	116,156	7,582,902.0	144,515	9,424,673.5	103,585	6,720,482.5	126,153	8,199,578.0	22,568	1,479,095.5
12	111,457	7,253,148.5	145,973	9,530,611.0	108,818	7,078,896.5	122,280	7,950,062.0	13,462	871,165.5
13	111,260	7,213,322.0	142,210	9,321,487.0	106,738	6,966,532.5	133,419	8,686,279.0	26,681	1,719,746.5
14	108,238	7,068,589.0	150,415	9,774,359.5	111,839	7,331,690.5	126,598	8,187,381.0	14,759	855,690.5
15	103,540	6,756,161.5	151,648	9,914,957.5	117,718	7,672,851.0	129,007	8,426,139.0	11,289	753,288.0
16	103,558	6,793,729.5	147,839	9,679,159.0	130,737	8,495,693.0	130,302	8,519,375.0	- 435	23,682.0
17	91,359	5,913,640.0	153,600	10,060,731.0	133,590	8,719,546.0	144,877	9,463,195.0	11,287	743,649.0
18	88,870	5,793,234.0	151,268	10,502,473.0	132,188	8,612,581.5	161,933	10,628,353.0	29,745	2,015,771.5
19	97,877	6,325,414.5	152,683	9,983,086.0	131,831	8,558,320.5	163,252	10,697,993.0	31,421	2,139,672.5
20	95,917	6,255,617.5	142,133	9,369,893.0	134,729	8,763,410.0	167,272	10,932,188.0	32,543	2,168,778.0
21	105,301	6,860,389.0	144,104	9,509,564.0	131,634	8,550,796.0	163,267	10,680,522.0	31,633	2,129,726.0
22	126,760	8,271,169.5	146,216	9,600,156.0	131,700	8,572,204.0	158,259	10,326,586.0	26,559	1,754,382.0
23	128,075	8,350,540.0	143,286	9,455,061.0	137,700	8,897,500.0	158,710	10,310,596.0	21,010	1,413,096.0
24	132,269	8,542,152.5	148,330	9,714,505.0	132,606	8,644,644.0	156,160	10,069,790.0	23,554	1,425,146.0
25	122,540	7,885,358.5	146,750	9,575,912.5	130,856	8,539,642.0	158,268	10,130,119.0	27,412	1,590,477.0
26	115,820	7,454,433.5	140,955	9,185,569.0	134,420	8,734,861.0	172,659	10,990,667.0	38,239	2,255,806.0
27	103,079	6,497,391.0	128,199	8,441,443.0	137,592	8,961,409.0	157,618	10,195,939.0	20,026	1,234,530.0
28	104,121	6,623,266.0	129,427	8,405,546.0	139,587	9,082,566.0	161,018	10,378,590.0	21,431	1,296,024.0
29	108,008	6,955,793.5	124,024	8,100,347.0	136,100	8,885,641.0	153,715	9,904,349.0	17,615	1,018,708.0
30	108,691	6,959,013.0	116,127	7,517,405.5	127,020	8,224,195.0	145,382	9,386,647.0	18,362	1,162,452.0
31	105,873	6,799,496.0	118,392	7,648,417.0	116,082	7,525,278.0	143,838	9,249,722.0	27,756	1,724,444.0
32	108,114	6,969,936.0	121,941	7,968,002.0	109,583	7,112,977.0	145,418	9,304,245.0	35,835	2,191,268.0
33	112,658	7,309,670.0	114,684	7,411,426.0	117,196	7,560,646.0	146,137	9,387,631.0	28,941	1,826,985.0
34	127,634	8,264,301.0	115,065	7,401,593.0	124,100	7,974,797.0	149,397	9,595,599.5	25,297	1,620,802.5
35	117,496	7,627,780.0	111,398	7,162,051.0	134,339	8,736,776.0			- 134,339	- 8,736,776.0
36	122,536	7,966,281.0	103,211	6,620,776.0	133,343	8,692,718.0			- 133,343	- 8,692,718.0
37	126,530	8,203,020.0	105,363	6,801,861.0	131,860	8,589,806.0			- 131,860	- 8,589,806.0
38	119,001	7,777,556.0	105,991	6,874,694.0	136,152	8,913,732.0			- 136,152	- 8,913,732.0
39	111,481	7,239,521.5	102,399	6,593,834.0	132,480	8,632,611.0			- 132,480	- 8,632,611.0
40	101,483	6,622,758.0	93,697	6,101,035.0	129,850	8,468,285.0			- 129,850	- 8,468,285.0
41	107,818	7,049,132.0	100,438	6,506,134.0	137,560	8,931,039.0			- 137,560	- 8,931,039.0
42	118,170	7,748,847.5	113,860	7,296,708.0	147,380	9,566,121.5			- 147,380	- 9,566,121.5
43	120,677	7,928,530.5	113,933	7,409,459.5	143,755	9,362,940.0			- 143,755	- 9,362,940.0
44	125,671	8,229,490.0	113,258	7,400,472.0	150,080	9,803,157.5			- 150,080	- 9,803,157.5
45	135,680	8,917,671.0	115,579	7,575,449.0	138,321	9,075,225.0			- 138,321	- 9,075,225.0
46	147,214	9,690,340.5	118,525	7,716,618.5	151,239	9,885,740.0			- 151,239	- 9,885,740.0
47	154,592	10,029,678.0	126,695	8,229,984.0	162,135	10,607,228.0			- 162,135	- 10,607,228.0
48	148,029	9,688,808.0	133,650	8,694,053.5	167,935	10,903,011.0			- 167,935	- 10,903,011.0
49	150,710	9,887,393.0	132,838	8,544,808.0	172,760	11,213,580.0			- 172,760	- 11,213,580.0
50	146,819	9,649,589.0	136,984	8,747,685.0	178,260	11,522,884.0			- 178,260	- 11,522,884.0
51	151,404	9,922,846.0	141,000	9,192,163.0						
Total	6,231,438	403,930,467.0	6,825,080	445,208,574.5	6,630,747	430,417,958.7	5,145,665	332,627,144.5	-1,485,082	- 97,790,814.2



(Please note figures inclusive of reprints)

WEATHER REPORT

KENYA

Kenyan tea growing areas remained cold especially at night and early morning's .Some parts of the West of Rift experienced sunny intervals part of the days and scattered showers in the afternoons. Daily crop levels remain lower than factory capacities: Crop levels remained at 20-30tons in the eastern region and 30-50 tons in the West with only selected factories in Kericho areas registering around 80.

UGANDA

Western Uganda received only 208 mm of rainfall during last week. Fort Portal area received 54 mm of average rainfall and experienced 28⁰C maximum and 20⁰C minimum average temperatures. Hoima received 15 mm of rainfall. Kibale received 30 mm of rainfall and experienced 29⁰C maximum and 20⁰C minimum temperatures while Bushenyi received 55 mm of rainfall and experienced 12⁰C minimum and 27⁰C maximum temperatures.

Crop levels generally dropped compared to previous week.

COMBROK LIMITED